

TOTAL INTEREST EARNED
JAN FEB MARCH
2020

	BEGINNING BALANCE	QUARTER TO DATE	YEAR TO DATE	2019 YEAR END BAL
BOND	\$ -	0	\$ -	0
DEBT SERVICE FUND	\$ -	\$ 6,779.93	\$ 6,779.93	17906.43
GENERAL	\$ -	\$ 38,465.83	\$ 38,465.83	182880.96
PCT#1	\$ -	\$ 2,673.51	\$ 2,673.51	11878.8
PCT#2	\$ -	\$ 3,591.29	\$ 3,591.29	17067.6
PCT#3	\$ -	\$ 2,465.64	\$ 2,465.64	13486.39
PCT#4	\$ -	\$ 4,056.38	\$ 4,056.38	17944.92
INDIGENT HEALTH CARE	\$ -	\$ 959.86	\$ 959.86	4291.14
RECORD MANAGEMENT	\$ -	\$ 14.15	\$ 14.15	108.86
COURTHOUSE SECURITY	\$ -	\$ 290.67	\$ 290.67	1249.03
UNEMPLOYMENT	\$ -	\$ 194.77	\$ 194.77	1158.85
JP#1	\$ -	\$ 12.33	\$ 12.33	60.35
JP#2	\$ -	\$ 3.83	\$ 3.83	27.85
JP TECH	\$ -	\$ 113.90	\$ 113.90	610.2
CO CLK	\$ -	\$ 1.52	\$ 1.52	12.99
DIST CLK	\$ -	\$ 13.63	\$ 13.63	157.51
CLK TECH	\$ -	\$ 0.77	\$ 0.77	6.15
HOT CK COLLECTION	\$ -	\$ 1.86	\$ 1.86	17.07
TOTAL INTEREST EARNED	-	59,639.87	59,639.87	268,865.10

BANK RECONCILIATIONS
MARCH 31 2020

Dennis Solbman
Carson County Treasurer

Fund	Bank				Bank				
	Reg Bal	Deposits	Int. Earned	Disburse	Over (Short)	Reconciled Bank Bal	OS Checks/TR	OS Deposits/TR	Bank Bal
TXCLASS RESERVE DOB Fund	2001067.58	0.00	2598.42	0.00	2003667.00	0.00	0.00	0.00	2003667.00
TEPOOL DEBT SERVICE FUND	294169.64	60000.00	248.50	0.00	324418.14	0.00	0.00	0.00	324418.14
DEBT SERVICE CHECKING	6167.49	0.00	0.91	0.00	4975.27	0.00	0.00	0.00	4975.27
GENERAL	69486.52	1006307.18	16.43	80083.17	274956.96	0.00	0.00	0.00	274956.96
General TEXPOOL	705974.96	0.00	417.45	400000.00	306392.41	0.00	0.00	0.00	306392.41
General TEXAS CLASS	347718.08	0.00	432.27	0.00	348150.35	0.00	0.00	0.00	348150.35
INDIGENT HEALTH	17629.28	323.49	0.63	127.11	17826.29	0.00	0.00	0.00	17826.29
LAW LIBRARY	4224.43	805.00	0.00	536.89	4492.44	0.00	0.00	0.00	4492.44
RAS #1	15424.39	43087.62	3.60	50000.00	8525.61	0.00	0.00	0.00	8525.61
#1 TEPOOL	222709.22	50000.00	204.57	25400.22	247573.57	0.00	0.00	0.00	247573.57
RAS #2	67572.45	0.00	264.33	0.00	212877.25	0.00	0.00	0.00	212877.25
#1 TEXAS CLASS	212612.92	0.00	15.33	100000.00	10831.53	0.00	0.00	0.00	10831.53
RAS #3	184709.86	43243.75	172.50	24553.27	210529.09	0.00	0.00	0.00	210529.09
#2 TEPOOL	319199.63	0.00	396.81	0.00	319596.44	0.00	0.00	0.00	319596.44
RAS #3	9905.23	42913.34	0.66	45415.95	7303.28	0.00	0.00	0.00	7303.28
#3 TEPOOL	158919.00	40000.00	146.13	18072.23	177992.90	0.00	0.00	0.00	177992.90
#2 TEXAS CLASS	373506.28	0.00	464.32	0.00	373970.60	0.00	0.00	0.00	373970.60
RAS #4	10162.12	43468.30	0.69	45883.55	7787.56	0.00	0.00	0.00	7787.56
#4 TEPOOL	222965.52	40000.00	203.17	18181.70	244966.99	0.00	0.00	0.00	244966.99
#4 TEXAS CLASS	293190.35	0.00	364.48	0.00	293554.83	0.00	0.00	0.00	293554.83
CHECK COLLECTION	8620.55	0.00	0.31	0.00	8620.86	0.00	0.00	0.00	8620.86
RECORDS MANAGEMENT	67275.33	3505.48	2.49	0.00	70783.30	0.00	0.00	0.00	70783.30
COURTHOUSE SECURITY	53617.95	654.52	1.95	0.00	54274.42	0.00	0.00	0.00	54274.42
JP TECHNOLOGY	14391.56	292.15	0.53	0.00	14684.24	0.00	0.00	0.00	14684.24
CO & OT CLERK TECHNOLOGY	3565.89	35.24	0.13	0.00	3621.26	0.00	0.00	0.00	3621.26
UNEMPLOYMENT	19942.27	62.22	2.50	0.00	19106.99	0.00	0.00	0.00	19106.99
R & B CLEARING	0.00	171060.21	0.00	171060.21	0.00	0.00	0.00	0.00	0.00
ACCOUNTS PAYABLE	16.00	322778.09	0.00	322794.09	0.00	0.00	0.00	0.00	124360.95
PAYROLL CLEARING	0.00	180513.11	0.00	180513.11	0.00	0.00	0.00	0.00	9990.00
JP #1	14103.21	19127.29	5.45	1434.24	19581.71	0.00	0.00	0.00	20231.71
COUNTY CLERK	23659.30	23924.61	0.83	23762.05	31821.69	0.00	0.00	0.00	31821.69
DISTRICT CLERK	7865.19	10532.75	0.28	9233.89	9284.33	0.00	0.00	0.00	9284.33
SHERIFF FORFEITURE	48836.00	69891.10	3.68	33228.88	85213.90	0.00	0.00	0.00	85354.89
OS CHECKS (-)	205130.74	0.00	0.00	5545.82	198904.92	0.00	0.00	0.00	204575.74
DEPOSITS IN TRANSIT (+)	6060317.32	229002.54	5970.35	2349284.48	6007006.13	140112.76	0.00	0.00	6147118.89
RECONCILED BALANCE					140112.76				0.00
Certificates of Deposit	3800142.55	400000.00	7559.55	0.00	4200142.55				
General Pariahndic	1400000.00	0.00	1582.87	0.00	1400000.00				
General Groom	1000000.00	0.00	0.00	1000000.00	0.00				
General White Deer (H&B CDARS)	1083236.80	153.38	1866.61	0.00	1083440.18				
Bond	60000.00	0.00	92.97	0.00	60000.00				\$0.00
Citizens Security	30000.00	0.00	35.15	0.00	30000.00				\$0.00
JP Tech	175000.00	0.00	323.49	0.00	175000.00				\$0.00
Indigent Health	45000.00	0.00	62.22	0.00	45000.00				\$0.00
Unemployment Tax	205000.00	0.00	322.57	0.00	205000.00				\$0.00
RAS #1	1000000.00	0.00	148.29	0.00	1000000.00				94,236.04
RAS #2	390000.00	0.00	703.25	0.00	390000.00				
RAS #3	788429.35	450153.38	13175.66	100000.00	8038582.73				
RAS #4									
Totals CD									

INDEBTNESS

BOND 4,830,000.00

Precinct #1 \$0.00

Precinct #2 \$0.00

Precinct #3 94,236.04

Precinct #4

CARSON COUNTY, TEXAS
 CERTIFICATE OF DEPOSITS
 RECONCILIATION

Date March 30 2020

Account	Bank	CD #	Amount	Duration	APY	Maturity Date	
R&B #4	State Natl	6032	\$ 30,000.00	12	1.30%	03/24/21	ROLLOVER
R&B #4	State Natl	6033	\$ 60,000.00	12	1.30%	03/24/21	ROLLOVER
R&B #4	First B&T-WD	15518	\$ 50,000.00	12	2.56%	04/18/20	9050001200
R&B #4	Happy CDARS	697923	\$ 100,000.00	12	2.43%	06/11/20	
R&B #4	Happy CDARS	553801	\$ 100,000.00	12	1.88%	02/25/21	
R&B #4	Happy CDARS	581979	\$ 50,000.00	6	1.83%	08/27/20	
			\$ 390,000.00				
General	Happy CDARS	386187	\$ 100,000.00	12	2.52%	03/12/20	REINVESTED
General	Happy CDARS	385989	\$ 100,000.00	12	2.52%	03/12/20	REINVESTED
General	Happy CDARS	466595	\$ 100,000.00	12	2.50%	04/09/20	
General	Happy CDARS	588318	\$ 250,000.00	12	2.55%	05/14/20	
General	Happy CDARS	676632	\$ 100,000.00	12	2.43%	06/04/20	
General	Happy CDARS	676691	\$ 100,000.00	12	2.43%	06/04/20	
General	Happy CDARS	676705	\$ 100,000.00	12	2.43%	06/04/20	
General	Happy CDARS	878275	\$ 100,142.55	12	2.17%	08/06/20	
General	Happy CDARS	807265	\$ 100,000.00	12	2.33%	07/16/20	
General	Happy CDARS	898457	\$ 250,000.00	12	2.20%	08/13/20	
General	Happy CDARS	898465	\$ 250,000.00	12	2.20%	08/13/20	
General	Happy CDARS	960756	\$ 100,000.00	12	2.09%	08/27/20	
General	Happy CDARS	972312	\$ 200,000.00	12	2.03%	09/03/20	
General	Happy CDARS	972339	\$ 250,000.00	12	2.03%	09/03/20	
General	Happy CDARS	989606	\$ 100,000.00	12	2.20%	09/03/20	
General	Happy CDARS	215396	\$ 250,000.00	6	1.70%	05/14/20	
General	Happy CDARS	278398	\$ 100,000.00	12	1.68%	12/03/20	
General	Happy CDARS	274538	\$ 100,000.00	12	1.68%	12/03/20	
General	Happy CDARS	277359	\$ 100,000.00	12	1.68%	12/03/20	
General	Happy CDARS	279327	\$ 100,000.00	12	1.68%	12/03/20	
General	Happy CDARS	379232	\$ 500,000.00	12	1.69%	12/31/20	
General	Happy CDARS	487876	\$ 100,000.00	12	1.66%	02/04/21	
General	Happy CDARS	564781	\$ 100,000.00	12	1.84%	02/25/21	
General	Happy CDARS	557319	\$ 150,000.00	6	1.83%	08/27/20	
General	Happy CDARS	553828	\$ 100,000.00	12	1.88%	02/25/21	
General	Happy CDARS	597574	\$ 100,000.00	12	1.83%	03/11/21	NEW
General	Happy CDARS	597744	\$ 100,000.00	12	1.83%	03/11/21	NEW
General	Happy CDARS	628958	\$ 200,000.00	6	0.69%	09/17/20	NEW
General	Happy CDARS	628999	\$ 200,000.00	12	0.74%	03/18/21	NEW
			\$ 4,200,142.55				
Bond Debit Serv	CDARS	873659	\$ 83,440.18	12	2.17%	08/06/20	
Bond Debit Serv	CDARS	893315	\$ 1,000,000.00	12	2.20%	08/06/20	
			\$ 1,083,440.18				
General	State Natl	5960	\$ 200,000.00	12	1.80%	09/17/20	
General	State Natl	5982	\$ 200,000.00	12	1.80%	09/27/20	
General	State Natl	6035	\$ 200,000.00	12	2.20%	04/21/20	
General	State Natl	8073	\$ 100,000.00	12	1.60%	11/20/20	
General	State Natl	8074	\$ 100,000.00	12	1.60%	11/20/20	
General	State Natl	8075	\$ 100,000.00	12	1.60%	11/20/20	
General	State Natl	8234	\$ 100,000.00	12	1.60%	01/29/21	
General	State Natl	8385	\$ 100,000.00	12	1.55%	11/24/20	
General	State Natl	100552	\$ 160,000.00	12	1.55%	02/21/21	
General	State Natl	100560	\$ 160,000.00	12	1.55%	02/21/21	
			\$ 1,400,000.00				
R&B #1	State Natl	5993	\$ 30,000.00	12	1.30%	03/27/21	ROLLOVER
R&B #1	State Natl	5939	\$ 50,000.00	12	2.20%	06/14/20	
R&B #1	State Natl	6047	\$ 75,000.00	12	2.20%	06/05/20	
R&B #1	State Natl	6240	\$ 50,000.00	6	1.30%	05/01/20	
			\$ 205,000.00				
R&B #2	State Natl	5988	\$ 100,000.00	12	1.80%	03/11/21	ROLLOVER
R&B #2	State Natl	6043	\$ 100,000.00	12	2.20%	05/07/20	
R&B #2	State Natl	6058	\$ 50,000.00	12	2.20%	06/11/20	
R&B #2	State Natl	6070	\$ 50,000.00	6	1.05%	05/20/20	
R&B #2	State Natl	100595	\$ 50,000.00	6	1.80%	09/10/20	NEW
			\$ 350,000.00				
R&B #3	Happy/CDARS	244779	\$ 50,000.00	12	1.68	11/19/20	
R&B #3	Happy/CDARS	561987	\$ 50,000.00	6	1.83	08/27/20	
			\$ 100,000.00				
IHC	Happy/CDARS	609501	\$ 50,000.00	12	2.50%	05/21/20	
IHC	Happy/CDARS	682047	\$ 25,000.00	12	2.43%	06/11/20	
IHC	Happy/CDARS	524895	\$ 25,000.00	12	1.88%	02/18/21	
IHC	Happy/CDARS	120488	\$ 75,000.00	12	1.97%	10/15/20	
			\$ 175,000.00				
Unemployment	Happy/CDARS	278827	\$ 45,000.00	6	1.03%	06/04/20	
			\$ 45,000.00				
CTHouse Sec	State Natl	8222	\$ 30,000.00	6	1.30%	04/22/20	
CTHouse Sec	Happy/CDARS	693782	\$ 30,000.00	12	2.43%	06/11/20	
			\$ 60,000.00				
JP Technology	State Natl	8113	\$ 20,000.00	12	1.30%	10/17/20	
JP Technology	Happy/CDARS	431714	\$ 10,000.00	9	1.71%	07/23/20	
			\$ 30,000.00				
			\$ 8,038,582.73		1.877%		



Summary Statement

March 2020


Carson County

P.O. Box 365
Panhandle, TX 79068

TXCLASS

Average Monthly Yield: 1.47%

	Beginning Balance	Contributions	Withdrawals	Income Earned	Income Earned YTD	Average Daily Balance	Month End Balance
TX-01-0463-0001 CARSON COUNTY GENERAL FUND	347,718.08	0.00	0.00	432.27	1,465.92	347,960.97	348,150.35
TX-01-0463-0002 CARSON COUNTY PRECINCT #1	212,612.92	0.00	0.00	264.33	896.34	212,761.45	212,877.25
TX-01-0463-0003 CARSON COUNTY PRECINCT #2	319,199.63	0.00	0.00	396.81	1,345.68	319,422.60	319,596.44
TX-01-0463-0004 CARSON COUNTY PRECINCT #3	373,506.28	0.00	0.00	464.32	1,574.61	373,767.18	373,970.60
TX-01-0463-0005 CARSON COUNTY PRECINCT #4	293,190.35	0.00	0.00	364.48	1,236.02	293,395.15	293,554.83
TX-01-0463-0006 TXCLASS RESERVE DEBIT FUND	2,091,067.58	0.00	0.00	2,599.42	8,815.23	2,092,528.16	2,093,667.00
Total	3,637,294.84	0.00	0.00	4,521.63	15,333.80	3,639,835.51	3,641,816.47




Daily Rates

March 2020

TXCLASS

Date	Dividend Rate	Daily Yield
01-Mar-20	0.000047680	1.75%
02-Mar-20	0.000047294	1.73%
03-Mar-20	0.000047019	1.72%
04-Mar-20	0.000046259	1.69%
05-Mar-20	0.000045653	1.67%
06-Mar-20	0.000044781	1.64%
07-Mar-20	0.000044781	1.64%
08-Mar-20	0.000044781	1.64%
09-Mar-20	0.000043597	1.60%
10-Mar-20	0.000042950	1.57%
11-Mar-20	0.000042762	1.57%
12-Mar-20	0.000042489	1.56%
13-Mar-20	0.000041990	1.54%
14-Mar-20	0.000041990	1.54%
15-Mar-20	0.000041990	1.54%
16-Mar-20	0.000039963	1.46%
17-Mar-20	0.000039445	1.44%
18-Mar-20	0.000038436	1.41%
19-Mar-20	0.000037754	1.38%
20-Mar-20	0.000037187	1.36%
21-Mar-20	0.000037187	1.36%
22-Mar-20	0.000037187	1.36%
23-Mar-20	0.000036617	1.34%
24-Mar-20	0.000036126	1.32%
25-Mar-20	0.000035295	1.29%
26-Mar-20	0.000034471	1.26%
27-Mar-20	0.000033637	1.23%
28-Mar-20	0.000033637	1.23%
29-Mar-20	0.000033637	1.23%
30-Mar-20	0.000033057	1.21%
31-Mar-20	0.000032731	1.20%



Interest Distribution Report

TEXPOOL

Deposit Reports	Withdrawal Report Scheduler	Transfer Report Access	Multi Transaction Statements	Vendor Payment Inquiry	Maintenance Change Location
			Help / Contact Us	Update Profile	Logout

Interest Distribution Report

Interest Distribution Report

Generated: 04/01/2020
Settlement Date: 03/31/2020

Location : 77244
Location Name : CARSON COUNTY

Only accounts earning interest during the prior month will show on this report. Those account balances can be viewed on the Summary Statement available under the Statements tab.

Pool Number/Name	Account Number	Account Name	Interest Amount	Month End Balance
449/TexPool	330100001	GENERAL FUND	\$417.45	\$306,392.41
449/TexPool	330100002	PRECINT 2	\$172.50	\$210,529.09
449/TexPool	330100003	PRECINT 4	\$203.17	\$244,986.99
449/TexPool	330100004	PRECINT 3	\$146.13	\$177,992.90
449/TexPool	330100005	PRECINT 1	\$204.57	\$247,573.57
449/TexPool	330100006	DEBT SERVICE FUND	\$248.50	\$324,418.14
TexPool Totals:			\$1,392.32	\$1,511,893.10
Locations Totals			\$1,392.32	\$1,511,893.10

Only accounts earning interest during the prior month will show on this report. Those account balances can be viewed on the Summary Statement available under the Statements tab.

TexPool

Overview Portfolio Characteristics Performance Literature

Daily Performance from 03-30-2020 to 04-08-2020

As of Date	Daily Net Yield (%)	Dividend Factor	7 Day Net Yield (%)	Daily Assets (\$)	NAV (\$)	Weighted Average Maturity (WAM)	Weighted Average Life (WAL)
03-30-2020	0.5605	0.000015356	0.5800	27,797,672,336.36	1.00069	31	108
03-31-2020	0.5514	0.000015107	0.5700	27,925,661,060.83	1.00066	32	106
04-01-2020	0.5518	0.000015117	0.5600	27,968,930,566.14	1.00063	32	107
04-02-2020	0.5467	0.000014978	0.5600	27,912,895,780.54	1.00061	32	109
04-03-2020	0.5464	0.000014970	0.5600	27,847,023,958.05	1.00059	33	109
04-04-2020	0.5464	0.000014970	0.5500	27,847,023,958.05	1.00059	33	109
04-05-2020	0.5464	0.000014970	0.5500	27,847,023,958.05	1.00059	33	109
04-06-2020	0.5259	0.000014407	0.5400	27,796,589,280.78	1.00056	31	107
04-07-2020	0.5146	0.000014104	0.5400	27,818,299,377.27	1.00055	32	106
04-08-2020	0.5127	0.000014046	0.5300	27,721,690,920.54	1.00051	32	108

Monthly Performance from 01-31-2020 to 03-31-2020

As of Date	Average Monthly Rate (%)	Average Monthly Dividend Factor	Average Monthly 7 Day Rate (%)	Average Monthly Balance (\$)	Weighted Average Maturity (WAM)	Weighted Average Life (WAL)	Participants
01-31-2020	1.5925	0.000043629	1.5948	25,444,041,121.20	30	92	2599
02-29-2020	1.5908	0.000043582	1.5817	28,312,073,045.36	28	89	2602
03-31-2020	1.0034	0.000027489	1.1032	28,060,342,288.69	31	106	2607

Performance quoted represents past performance which is no guarantee of future results. Investment return will vary. The value of an investment, when redeemed, may be worth more or less than the original cost. Current performance may be lower or higher than what is stated.

An investment in the Pool is not insured or guaranteed by any government or government agency. Although the manager of the Pool seeks to preserve principal, it is possible to lose money by depositing money in the Pool.

For more complete information, see the investment policy and information statement available on this website. You should consider the investment's objectives, risks, charges, and expenses carefully before investing. Information about these and other important subjects is in the investment policy and information statement which you should read carefully before investing.

Please note that daily fund prices, dividend factors and yield information (collectively, the "Pricing Information") are posted to this web page at approximately 4:00 p.m. ET and are updated each day that the New York Stock Exchange is open for regular trading. Daily gross yields and 7 day unsubsidized net yields are updated at approximately 8:30 p.m. ET. Daily fund prices, dividend factors, and yield information are subject to normal quality control, validation, and verification after such posting, and prior to 10:00 a.m. ET the next business day, remain subject to change. Taxable Money Market Fund daily dividend factors, may include short term capital gains. Please take this into consideration when using this information.

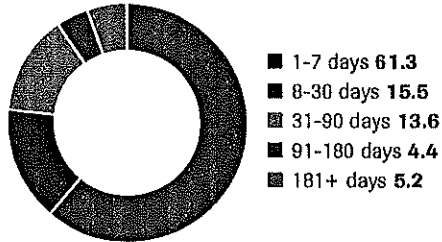
Federated Investment Counseling

Not FDIC Insured
May Lose Value
No Bank Guarantee

Copyright © 2020 Federated Investors, Inc.
Copyright Policy


Portfolio by Maturity (%)

As of March 31, 2020



Portfolio by Type of Investment (%)

As of March 31, 2020



Portfolio Asset Summary as of March 31, 2020

	Book Value	Market Value
Uninvested Balance	\$1,013,677.24	\$1,013,677.24
Receivable for Investments Sold	0.00	0.00
Accrual of Interest Income	24,942,254.18	24,942,254.18
Interest and Management Fees Payable	(23,887,034.49)	(23,887,034.49)
Payable for Investments Purchased	(1,124,887,066.57)	(1,124,887,066.57)
Accrued Expenses & Taxes	(1,044,557.30)	(1,044,557.30)
Repurchase Agreements	8,639,305,000.00	8,639,305,000.00
Mutual Fund Investments	2,108,074,000.00	2,108,074,000.00
Government Securities	11,678,755,761.17	11,682,743,680.29
U.S. Treasury Inflation Protected Securities	1,340,292,213.33	1,340,910,875.38
US Treasury Bills	3,455,265,609.14	3,458,672,409.65
US Treasury Notes	1,827,831,204.13	1,638,062,222.15
Total	\$27,925,661,060.83	\$27,943,905,460.52

Market value of collateral supporting the Repurchase Agreements is at least 102% of the Book Value. The portfolio is managed by Federated Investment Counseling and the assets are safe kept in a separate custodial account at State Street Bank in the name of TexPool. The only source of payment to the Participants is the assets of TexPool. There is no secondary source of payment for the pool such as insurance or State guarantee. Should you require a copy of the portfolio, please contact TexPool Participant Services.

Participant Summary

	Number of Participants	Balance
School District	598	\$9,458,758,153.19
Higher Education	59	\$1,327,789,641.45
Healthcare	86	\$1,291,832,681.90
Utility District	830	\$3,419,488,989.07
City	476	\$6,848,611,465.29
County	188	\$2,954,530,155.52
Other	370	\$2,613,901,974.38

**Definition of Weighted Average Maturity and Weighted Average Life

WAM is the mean average of the periods of time remaining until the securities held in TexPool (a) are scheduled to be repaid, (b) would be repaid upon a demand by TexPool, or (c) are scheduled to have their interest rate readjusted to reflect current market rates. Securities with adjustable rates payable upon demand are treated as maturing on the earlier of the two dates set forth in (b) and (c) if their scheduled maturity is 397 days or less; and the later of the two dates set forth in (b) and (c) if their scheduled maturity is more than 397 days. The mean is weighted based on the percentage of the amortized cost of the portfolio invested in each period.

WAL is calculated in the same manner as WAM, but is based solely on the periods of time remaining until the securities held in TexPool (a) are scheduled to be repaid or (b) would be repaid upon a demand by TexPool, without reference to when interest rates of securities within TexPool are scheduled to be readjusted.



Daily Summary						
Date	Money Mkt. Fund Equiv. (SEC Std.)	Dividend Factor	TexPool Invested Balance	NAV	WAM Days	WAL Days
3/1	1.5821%	0.000043344	\$28,102,718,569.71	1.00024	30	99
3/2	1.5813%	0.000043323	\$28,098,581,641.14	1.00030	28	98
3/3	1.5228%	0.000041720	\$28,239,366,802.63	1.00035	28	100
3/4	1.4797%	0.000040541	\$28,212,025,937.66	1.00047	28	103
3/5	1.3934%	0.000038176	\$28,200,311,073.92	1.00051	28	104
3/6	1.3689%	0.000037505	\$27,996,116,669.36	1.00057	29	106
3/7	1.3689%	0.000037505	\$27,996,116,669.36	1.00057	29	106
3/8	1.3689%	0.000037505	\$27,996,116,669.36	1.00057	29	106
3/9	1.3558%	0.000037145	\$27,888,801,271.08	1.00068	28	106
3/10	1.2798%	0.000035063	\$28,161,318,856.58	1.00064	29	106
3/11	1.2822%	0.000035130	\$28,235,671,571.26	1.00063	29	107
3/12	1.2959%	0.000035505	\$28,020,202,278.76	1.00064	31	108
3/13	1.2806%	0.000034537	\$28,196,171,081.31	1.00058	32	110
3/14	1.2606%	0.000034537	\$28,196,171,081.31	1.00058	32	110
3/15	1.2606%	0.000034537	\$28,196,171,081.31	1.00058	32	110
3/16	0.9714%	0.000026613	\$28,314,141,277.82	1.00066	30	108
3/17	0.8756%	0.000023990	\$28,333,316,391.74	1.00062	31	109
3/18	0.7808%	0.000021391	\$28,373,446,200.72	1.00061	33	110
3/19	0.6709%	0.000018380	\$28,290,171,940.12	1.00073	34	111
3/20	0.6400%	0.000017533	\$28,044,353,605.85	1.00072	36	112
3/21	0.6400%	0.000017533	\$28,044,353,605.85	1.00072	36	112
3/22	0.6400%	0.000017533	\$28,044,353,605.85	1.00072	36	112
3/23	0.6201%	0.000016988	\$27,962,321,814.89	1.00069	33	110
3/24	0.6051%	0.000016577	\$27,815,979,767.22	1.00067	34	110
3/25	0.5966%	0.000016346	\$27,807,826,359.12	1.00070	33	110
3/26	0.5978%	0.000016377	\$27,877,612,887.78	1.00070	32	109
3/27	0.5643%	0.000015459	\$27,837,846,346.85	1.00071	33	110
3/28	0.5643%	0.000015459	\$27,837,846,346.85	1.00071	33	110
3/29	0.5643%	0.000015459	\$27,837,846,346.85	1.00071	33	110
3/30	0.5605%	0.000015356	\$27,797,672,336.36	1.00069	31	108
3/31	0.5514%	0.000015107	\$27,925,661,060.83	1.00066	32	106
Average:	1.0034%	0.000027489	\$28,060,342,288.69	1.00061	31	108

Happy State Bank
Attn: Accounting Dept
P.O. Box 68
Happy, TX 79042

Date 03/31/20
Page 1 of 6

CARSON COUNTY
GENERAL FUND
BOX 365
PANHANDLE, TX 79068

Subject: CDARS® Customer Statement

Legal Account Title: CARSON COUNTY
GENERAL FUND

Below is a summary of your certificate(s) of deposit, which we are holding for you as your custodian. These certificate(s) of deposit have been issued through CDARS by one or more FDIC-insured depository institutions. Should you have any questions, please contact us at 806-558-2265 or send an email to customerservice@happybank.com.

Summary of Accounts Reflecting Placements Through CDARS

Account ID	Effective Date	Maturity Date	Interest Rate	Opening Balance	Ending Balance
1023215396	11/14/19	05/14/20	1.70542%	\$250,000.00	\$250,000.00
1023487876	02/06/20	02/04/21	1.6661%	\$100,000.00	\$100,000.00
1022588318	05/16/19	05/14/20	2.54737%	\$250,000.00	\$250,000.00
1022807265	07/18/19	07/16/20	2.33267%	\$100,000.00	\$100,000.00
1022876275	08/08/19	08/06/20	2.16644%	\$100,142.55	\$100,142.55
1022898457	08/15/19	08/13/20	2.19579%	\$250,000.00	\$250,000.00
1022898465	08/15/19	08/13/20	2.19579%	\$250,000.00	\$250,000.00
1022960756	08/29/19	08/27/20	2.08812%	\$100,000.00	\$100,000.00
1022972312	09/05/19	09/03/20	2.02933%	\$200,000.00	\$200,000.00
1022972339	09/05/19	09/03/20	2.02933%	\$250,000.00	\$250,000.00
1022989606	09/05/19	09/03/20	2.19579%	\$100,000.00	\$100,000.00
1023278398	12/05/19	12/03/20	1.67592%	\$100,000.00	\$100,000.00
1023379232	01/02/20	12/31/20	1.69067%	\$500,000.00	\$500,000.00
TOTAL				\$2,550,142.55	\$2,550,142.55

ACCOUNT OVERVIEW

Account ID: 1023215396
 Product Name: 26-WEEK PUBLIC FUND CD
 Interest Rate: 1.70542%
 Account Balance: \$250,000.00
 The Annual Percentage Yield Earned is 1.72%.

Effective Date: 11/14/19
 Maturity Date: 05/14/20
 YTD Interest Paid: \$1,063.71
 Int Earned Since Last Stmt: \$362.37

CD Issued by Amalgamated Bank

YTD Interest Paid:	\$182.96	02/29/20	OPENING BALANCE	\$43,000.00
Int Earned Since Last Stmt:	\$62.33	03/31/20	Interest Payment	62.33
		03/31/20	Interest Payout To Account 10006	-62.33
		03/31/20	ENDING BALANCE	\$43,000.00

CD Issued by Bank of America, N. A.

YTD Interest Paid:	\$880.75	02/29/20	OPENING BALANCE	\$207,000.00
Int Earned Since Last Stmt:	\$300.04	03/31/20	Interest Payment	300.04
		03/31/20	Interest Payout To Account 10006	-300.04
		03/31/20	ENDING BALANCE	\$207,000.00

ACCOUNT OVERVIEW

Account ID: 1022588318
 Product Name: 52-WEEK PUBLIC FUND CD
 Interest Rate: 2.54737%
 Account Balance: \$250,000.00
 The Annual Percentage Yield Earned is 2.58%.

Effective Date: 05/16/19
 Maturity Date: 05/14/20
 YTD Interest Paid: \$1,589.38
 Int Earned Since Last Stmt: \$541.45

CD Issued by Bank of China

YTD Interest Paid:	\$448.21	02/29/20	OPENING BALANCE	\$70,500.00
Int Earned Since Last Stmt:	\$152.69	03/31/20	Interest Payment	152.69
		03/31/20	Interest Payout To Account 10006	-152.69
		03/31/20	ENDING BALANCE	\$70,500.00

CD Issued by Pinnacle Bank

YTD Interest Paid:	\$1,141.17	02/29/20	OPENING BALANCE	\$179,500.00
Int Earned Since Last Stmt:	\$388.76	03/31/20	Interest Payment	388.76
		03/31/20	Interest Payout To Account 10006	-388.76
		03/31/20	ENDING BALANCE	\$179,500.00

ACCOUNT OVERVIEW

Account ID: 1022807265
 Product Name: 52-WEEK PUBLIC FUND CD
 Interest Rate: 2.33267%
 Account Balance: \$100,000.00
 The Annual Percentage Yield Earned is 2.36%.

Effective Date: 07/18/19
 Maturity Date: 07/16/20
 YTD Interest Paid: \$582.12
 Int Earned Since Last Stmt: \$198.31

CD Issued by BTH Bank NA

YTD Interest Paid:	\$582.12	02/29/20	OPENING BALANCE	\$100,000.00
Int Earned Since Last Stmt:	\$198.31	03/31/20	Interest Payment	198.31
		03/31/20	Interest Payout To Account 10006	-198.31
		03/31/20	ENDING BALANCE	\$100,000.00

ACCOUNT OVERVIEW

Account ID:	1022876275	Effective Date:	08/08/19
Product Name:	52-WEEK PUBLIC FUND CD	Maturity Date:	08/06/20
Interest Rate:	2.16644%	YTD Interest Paid:	\$541.38
Account Balance:	\$100,142.55	Int Earned Since Last Stmt:	\$184.43

The Annual Percentage Yield Earned is 2.19%.

CD Issued by Live Oak Banking Company

YTD Interest Paid:	\$541.38	02/29/20	OPENING BALANCE	\$100,142.55
Int Earned Since Last Stmt:	\$184.43	03/31/20	Interest Payment	184.43
		03/31/20	Interest Payout To Account 10006	-184.43
		03/31/20	ENDING BALANCE	\$100,142.55

ACCOUNT OVERVIEW

Account ID:	1022898457	Effective Date:	08/15/19
Product Name:	52-WEEK PUBLIC FUND CD	Maturity Date:	08/13/20
Interest Rate:	2.19579%	YTD Interest Paid:	\$1,369.82
Account Balance:	\$250,000.00	Int Earned Since Last Stmt:	\$466.65

The Annual Percentage Yield Earned is 2.22%.

CD Issued by BCB Community Bank

YTD Interest Paid:	\$1,320.51	02/29/20	OPENING BALANCE	\$241,000.00
Int Earned Since Last Stmt:	\$449.85	03/31/20	Interest Payment	449.85
		03/31/20	Interest Payout To Account 10006	-449.85
		03/31/20	ENDING BALANCE	\$241,000.00

CD Issued by CapStar Bank

YTD Interest Paid:	\$49.31	02/29/20	OPENING BALANCE	\$9,000.00
Int Earned Since Last Stmt:	\$16.80	03/31/20	Interest Payment	16.80
		03/31/20	Interest Payout To Account 10006	-16.80
		03/31/20	ENDING BALANCE	\$9,000.00

ACCOUNT OVERVIEW

Account ID:	1022898465	Effective Date:	08/15/19
Product Name:	52-WEEK PUBLIC FUND CD	Maturity Date:	08/13/20
Interest Rate:	2.19579%	YTD Interest Paid:	\$1,369.82
Account Balance:	\$250,000.00	Int Earned Since Last Stmt:	\$466.65

The Annual Percentage Yield Earned is 2.22%.

CD Issued by CapStar Bank

YTD Interest Paid:	\$1,271.19	02/29/20	OPENING BALANCE	\$232,000.00
Int Earned Since Last Stmt:	\$433.05	03/31/20	Interest Payment	433.05
		03/31/20	Interest Payout To Account 10006	-433.05
		03/31/20	ENDING BALANCE	\$232,000.00

CD Issued by Park National Bank

YTD Interest Paid:	\$98.63	02/29/20	OPENING BALANCE	\$18,000.00
Int Earned Since Last Stmt:	\$33.60	03/31/20	Interest Payment	33.60
		03/31/20	Interest Payout To Account 10006	-33.60
		03/31/20	ENDING BALANCE	\$18,000.00

ACCOUNT OVERVIEW

Account ID:	1022960756	Effective Date:	08/29/19
Product Name:	52-WEEK PUBLIC FUND CD	Maturity Date:	08/27/20
Interest Rate:	2.08812%	YTD Interest Paid:	\$521.04
Account Balance:	\$100,000.00	Int Earned Since Last Stmt:	\$177.50

The Annual Percentage Yield Earned is 2.11%.

CD Issued by Western Alliance Bank

YTD Interest Paid:	\$521.04	02/29/20	OPENING BALANCE	\$100,000.00
Int Earned Since Last Stmt:	\$177.50	03/31/20	Interest Payment	177.50
		03/31/20	Interest Payout To Account 10006	-177.50
		03/31/20	ENDING BALANCE	\$100,000.00

ACCOUNT OVERVIEW

Account ID:	1022972312	Effective Date:	09/05/19
Product Name:	52-WEEK PUBLIC FUND CD	Maturity Date:	09/03/20
Interest Rate:	2.02933%	YTD Interest Paid:	\$1,012.70
Account Balance:	\$200,000.00	Int Earned Since Last Stmt:	\$344.99

The Annual Percentage Yield Earned is 2.05%.

CD Issued by BTH Bank NA

YTD Interest Paid:	\$450.65	02/29/20	OPENING BALANCE	\$89,000.00
Int Earned Since Last Stmt:	\$153.52	03/31/20	Interest Payment	153.52
		03/31/20	Interest Payout To Account 10006	-153.52
		03/31/20	ENDING BALANCE	\$89,000.00

CD Issued by KS StateBank

YTD Interest Paid:	\$562.05	02/29/20	OPENING BALANCE	\$111,000.00
Int Earned Since Last Stmt:	\$191.47	03/31/20	Interest Payment	191.47
		03/31/20	Interest Payout To Account 10006	-191.47
		03/31/20	ENDING BALANCE	\$111,000.00

ACCOUNT OVERVIEW

Account ID:	1022972339	Effective Date:	09/05/19
Product Name:	52-WEEK PUBLIC FUND CD	Maturity Date:	09/03/20
Interest Rate:	2.02933%	YTD Interest Paid:	\$1,265.90
Account Balance:	\$250,000.00	Int Earned Since Last Stmt:	\$431.25

The Annual Percentage Yield Earned is 2.05%.

CD Issued by BTH Bank NA

YTD Interest Paid:	\$263.31	02/29/20	OPENING BALANCE	\$52,000.00
Int Earned Since Last Stmt:	\$89.70	03/31/20	Interest Payment	89.70
		03/31/20	Interest Payout To Account 10006	-89.70
		03/31/20	ENDING BALANCE	\$52,000.00

CD Issued by Park National Bank

YTD Interest Paid:	\$1,002.59	02/29/20	OPENING BALANCE	\$198,000.00
Int Earned Since Last Stmt:	\$341.55	03/31/20	Interest Payment	341.55
		03/31/20	Interest Payout To Account 10006	-341.55
		03/31/20	ENDING BALANCE	\$198,000.00

ACCOUNT OVERVIEW

Account ID:	1022989606	Effective Date:	09/05/19
Product Name:	52-WEEK PUBLIC FUND CD	Maturity Date:	09/03/20
Interest Rate:	2.19579%	YTD Interest Paid:	\$547.93
Account Balance:	\$100,000.00	Int Earned Since Last Stmt:	\$186.66

The Annual Percentage Yield Earned is 2.22%.

CD Issued by KS StateBank

YTD Interest Paid:	\$547.93	02/29/20	OPENING BALANCE	\$100,000.00
Int Earned Since Last Stmt:	\$186.66	03/31/20	Interest Payment	186.66
		03/31/20	Interest Payout To Account 10006	-186.66
		03/31/20	ENDING BALANCE	\$100,000.00

ACCOUNT OVERVIEW

Account ID:	1023278398	Effective Date:	12/05/19
Product Name:	52-WEEK PUBLIC FUND CD	Maturity Date:	12/03/20
Interest Rate:	1.67592%	YTD Interest Paid:	\$418.13
Account Balance:	\$100,000.00	Int Earned Since Last Stmt:	\$142.44

The Annual Percentage Yield Earned is 1.69%.

CD Issued by Republic Bank & Trust Company

YTD Interest Paid:	\$18.82	02/29/20	OPENING BALANCE	\$4,500.00
Int Earned Since Last Stmt:	\$6.41	03/31/20	Interest Payment	6.41
		03/31/20	Interest Payout To Account 10006	-6.41
		03/31/20	ENDING BALANCE	\$4,500.00

CD Issued by TIAA, FSB

YTD Interest Paid:	\$399.31	02/29/20	OPENING BALANCE	\$95,500.00
Int Earned Since Last Stmt:	\$136.03	03/31/20	Interest Payment	136.03
		03/31/20	Interest Payout To Account 10006	-136.03
		03/31/20	ENDING BALANCE	\$95,500.00

ACCOUNT OVERVIEW

Account ID:	1023379232	Effective Date:	01/02/20
Product Name:	52-WEEK PUBLIC FUND CD	Maturity Date:	12/31/20
Interest Rate:	1.69067%	YTD Interest Paid:	\$2,085.80
Account Balance:	\$500,000.00	Int Earned Since Last Stmt:	\$718.46

The Annual Percentage Yield Earned is 1.71%.

CD Issued by Central Bank of the Ozarks

YTD Interest Paid:	\$1,005.36	02/29/20	OPENING BALANCE	\$241,000.00
Int Earned Since Last Stmt:	\$346.30	03/31/20	Interest Payment	346.30
		03/31/20	Interest Payout To Account 10006	-346.30
		03/31/20	ENDING BALANCE	\$241,000.00

CD Issued by CIT Bank, N.A.

YTD Interest Paid:	\$1,005.36	02/29/20	OPENING BALANCE	\$241,000.00
Int Earned Since Last Stmt:	\$346.30	03/31/20	Interest Payment	346.30
		03/31/20	Interest Payout To Account 10006	-346.30
		03/31/20	ENDING BALANCE	\$241,000.00

CD Issued by FVCbank

YTD Interest Paid:	\$75.08	02/29/20	OPENING BALANCE	\$18,000.00
Int Earned Since Last Stmt:	\$25.86	03/31/20	Interest Payment	25.86
		03/31/20	Interest Payout To Account 10006	-25.86
		03/31/20	ENDING BALANCE	\$18,000.00

ACCOUNT OVERVIEW

Account ID:	1023487876	Effective Date:	02/06/20
Product Name:	52-WEEK PUBLIC FUND CD	Maturity Date:	02/04/21
Interest Rate:	1.6661%	YTD Interest Paid:	\$251.22
Account Balance:	\$100,000.00	Int Earned Since Last Stmt:	\$141.61

The Annual Percentage Yield Earned is 1.68%.

CD Issued by Bank of the West

YTD Interest Paid:	\$116.82	02/29/20	OPENING BALANCE	\$46,500.00
Int Earned Since Last Stmt:	\$65.85	03/31/20	Interest Payment	65.85
		03/31/20	Interest Payout To Account 10006	-65.85
		03/31/20	ENDING BALANCE	\$46,500.00

CD Issued by TriState Capital Bank

YTD Interest Paid:	\$134.40	02/29/20	OPENING BALANCE	\$53,500.00
Int Earned Since Last Stmt:	\$75.76	03/31/20	Interest Payment	75.76
		03/31/20	Interest Payout To Account 10006	-75.76
		03/31/20	ENDING BALANCE	\$53,500.00

Thank you for your business.

Happy State Bank
Attn: Accounting Dept
P.O. Box 68
Happy, TX 79042

Date 03/31/20
Page 1 of 4

CARSON COUNTY
GENERAL
BOX 365
PANHANDLE, TX 79068

Subject: CDARS® Customer Statement

Legal Account Title: CARSON COUNTY
GENERAL

Below is a summary of your certificate(s) of deposit, which we are holding for you as your custodian. These certificate(s) of deposit have been issued through CDARS by one or more FDIC-insured depository institutions. Should you have any questions, please contact us at 806-558-2265 or send an email to customerservice@happybank.com.

Summary of Accounts Reflecting Placements Through CDARS

Account ID	Effective Date	Maturity Date	Interest Rate	Opening Balance	Ending Balance
1023629956	03/19/20	09/17/20	0.68765%	\$0.00	\$200,000.00
1023629999	03/19/20	03/18/21	0.73729%	\$0.00	\$200,000.00
1022676632	06/06/19	06/04/20	2.43031%	\$100,000.00	\$100,000.00
1022676691	06/06/19	06/04/20	2.43031%	\$100,000.00	\$100,000.00
1022676705	06/06/19	06/04/20	2.43031%	\$100,000.00	\$100,000.00
1023277359	12/05/19	12/03/20	1.67592%	\$100,000.00	\$100,000.00
1023279327	12/05/19	12/03/20	1.67592%	\$100,000.00	\$100,000.00
TOTAL				\$500,000.00	\$900,000.00

ACCOUNT OVERVIEW

Account ID: 1023629956
 Product Name: 26-WEEK PUBLIC FUND CD
 Interest Rate: 0.68765%
 Account Balance: \$200,000.00
 The Annual Percentage Yield Earned is 0.69%.

Effective Date: 03/19/20
 Maturity Date: 09/17/20
 YTD Interest Paid: \$48.99
 Int Earned Since Last Stmt: \$48.99

CD Issued by Parke Bank

YTD Interest Paid:	\$48.99	03/19/20	OPENING BALANCE	\$0.00
Int Earned Since Last Stmt:	\$48.99	03/19/20	Deposit	200,000.00
		03/31/20	Interest Payment	48.99
		03/31/20	Interest Payout To Account 10006	-48.99
		03/31/20	ENDING BALANCE	\$200,000.00

ACCOUNT OVERVIEW

Account ID: 1022676632
 Product Name: 52-WEEK PUBLIC FUND CD
 Interest Rate: 2.43031%
 Account Balance: \$100,000.00
 The Annual Percentage Yield Earned is 2.46%.

Effective Date: 06/06/19
 Maturity Date: 06/04/20
 YTD Interest Paid: \$606.51
 Int Earned Since Last Stmt: \$206.62

CD Issued by United Bank

YTD Interest Paid:	\$606.51	02/29/20	OPENING BALANCE	\$100,000.00
Int Earned Since Last Stmt:	\$206.62	03/31/20	Interest Payment	206.62
		03/31/20	Interest Payout To Account 10006	-206.62
		03/31/20	ENDING BALANCE	\$100,000.00

ACCOUNT OVERVIEW

Account ID: 1022676691
 Product Name: 52-WEEK PUBLIC FUND CD
 Interest Rate: 2.43031%
 Account Balance: \$100,000.00
 The Annual Percentage Yield Earned is 2.46%.

Effective Date: 06/06/19
 Maturity Date: 06/04/20
 YTD Interest Paid: \$606.51
 Int Earned Since Last Stmt: \$206.62

CD Issued by United Bank

YTD Interest Paid:	\$606.51	02/29/20	OPENING BALANCE	\$100,000.00
Int Earned Since Last Stmt:	\$206.62	03/31/20	Interest Payment	206.62
		03/31/20	Interest Payout To Account 10006	-206.62
		03/31/20	ENDING BALANCE	\$100,000.00

ACCOUNT OVERVIEW

Account ID: 1022676705
 Product Name: 52-WEEK PUBLIC FUND CD
 Interest Rate: 2.43031%
 Account Balance: \$100,000.00
 The Annual Percentage Yield Earned is 2.46%.

Effective Date: 06/06/19
 Maturity Date: 06/04/20
 YTD Interest Paid: \$606.49
 Int Earned Since Last Stmt: \$206.61

CD Issued by b1BANK

YTD Interest Paid:	\$357.83	02/29/20	OPENING BALANCE	\$59,000.00
Int Earned Since Last Stmt:	\$121.90	03/31/20	Interest Payment	121.90
		03/31/20	Interest Payout To Account 10006	-121.90
		03/31/20	ENDING BALANCE	\$59,000.00

CD Issued by United Bank

YTD Interest Paid:	\$248.66	02/29/20	OPENING BALANCE	\$41,000.00
Int Earned Since Last Stmt:	\$84.71	03/31/20	Interest Payment	84.71
		03/31/20	Interest Payout To Account 10006	-84.71
		03/31/20	ENDING BALANCE	\$41,000.00

ACCOUNT OVERVIEW

Account ID:	1023277359	Effective Date:	12/05/19
Product Name:	52-WEEK PUBLIC FUND CD	Maturity Date:	12/03/20
Interest Rate:	1.67592%	YTD Interest Paid:	\$418.12
Account Balance:	\$100,000.00	Int Earned Since Last Stmt:	\$142.44

The Annual Percentage Yield Earned is 1.69%.

CD Issued by TIAA, FSB

YTD Interest Paid:	\$418.12	02/29/20	OPENING BALANCE	\$100,000.00
Int Earned Since Last Stmt:	\$142.44	03/31/20	Interest Payment	142.44
		03/31/20	Interest Payout To Account 10006	-142.44
		03/31/20	ENDING BALANCE	\$100,000.00

ACCOUNT OVERVIEW

Account ID:	1023279327	Effective Date:	12/05/19
Product Name:	52-WEEK PUBLIC FUND CD	Maturity Date:	12/03/20
Interest Rate:	1.67592%	YTD Interest Paid:	\$418.12
Account Balance:	\$100,000.00	Int Earned Since Last Stmt:	\$142.44

The Annual Percentage Yield Earned is 1.69%.

CD Issued by Republic Bank & Trust Company

YTD Interest Paid:	\$418.12	02/29/20	OPENING BALANCE	\$100,000.00
Int Earned Since Last Stmt:	\$142.44	03/31/20	Interest Payment	142.44
		03/31/20	Interest Payout To Account 10006	-142.44
		03/31/20	ENDING BALANCE	\$100,000.00

ACCOUNT OVERVIEW

Account ID:	1023629999	Effective Date:	03/19/20
Product Name:	52-WEEK PUBLIC FUND CD	Maturity Date:	03/18/21
Interest Rate:	0.73729%	YTD Interest Paid:	\$52.53
Account Balance:	\$200,000.00	Int Earned Since Last Stmt:	\$52.53

The Annual Percentage Yield Earned is 0.74%.

CD Issued by Amalgamated Bank

YTD Interest Paid:	\$45.96	03/19/20	OPENING BALANCE	\$0.00
Int Earned Since Last Stmt:	\$45.96	03/19/20	Deposit	175,000.00
		03/31/20	Interest Payment	45.96
		03/31/20	Interest Payout To Account 10006	-45.96
		03/31/20	ENDING BALANCE	\$175,000.00

CD Issued by Park National Bank

YTD Interest Paid:	\$6.57	03/19/20	OPENING BALANCE	\$0.00
Int Earned Since Last Stmt:	\$6.57	03/19/20	Deposit	25,000.00
		03/31/20	Interest Payment	6.57
		03/31/20	Interest Payout To Account 10006	-6.57
		03/31/20	ENDING BALANCE	\$25,000.00

Thank you for your business.

Happy State Bank
Attn: Accounting Dept
P.O. Box 68
Happy, TX 79042

Date 03/31/20
Page 1 of 2

CARSON COUNTY GENERAL FUND
BOX 365
PANHANDLE, TX 79068

Subject: CDARS® Customer Statement

Legal Account Title: CARSON COUNTY GENERAL FUND

Below is a summary of your certificate(s) of deposit, which we are holding for you as your custodian. These certificate(s) of deposit have been issued through CDARS by one or more FDIC-insured depository institutions. Should you have any questions, please contact us at 806-558-2265 or send an email to customerservice@happybank.com.

Summary of Accounts Reflecting Placements Through CDARS

Account ID	Effective Date	Maturity Date	Interest Rate	Opening Balance	Ending Balance
1023557319	02/27/20	08/27/20	1.83316%	\$150,000.00	\$150,000.00
1023553828	02/27/20	02/25/21	1.88222%	\$100,000.00	\$100,000.00
TOTAL				\$250,000.00	\$250,000.00

ACCOUNT OVERVIEW

Account ID: 1023557319
 Product Name: 26-WEEK PUBLIC FUND CD
 Interest Rate: 1.83316%
 Account Balance: \$150,000.00
 The Annual Percentage Yield Earned is 1.85%.

Effective Date: 02/27/20
 Maturity Date: 08/27/20
 YTD Interest Paid: \$256.32
 Int Earned Since Last Stmt: \$233.72

CD Issued by Bankers Bank

YTD Interest Paid:	\$256.32	02/29/20	OPENING BALANCE	\$150,000.00
Int Earned Since Last Stmt:	\$233.72	03/31/20	Interest Payment	233.72
		03/31/20	Interest Payout To Account 10006	-233.72
		03/31/20	ENDING BALANCE	\$150,000.00

ACCOUNT OVERVIEW

Account ID: 1023553828
 Product Name: 52-WEEK PUBLIC FUND CD
 Interest Rate: 1.88222%
 Account Balance: \$100,000.00
 The Annual Percentage Yield Earned is 1.90%.

Effective Date: 02/27/20
 Maturity Date: 02/25/21
 YTD Interest Paid: \$175.45
 Int Earned Since Last Stmt: \$159.98

CD Issued by Partners Bank

YTD Interest Paid:	\$175.45	02/29/20	OPENING BALANCE	\$100,000.00
Int Earned Since Last Stmt:	\$159.98	03/31/20	Interest Payment	159.98
		03/31/20	Interest Payout To Account 10006	-159.98
		03/31/20	ENDING BALANCE	\$100,000.00

Thank you for your business.

Happy State Bank
Attn: Accounting Dept
P.O. Box 68
Happy, TX 79042

Date 03/31/20
Page 1 of 3

CARSON COUNTY
BOX 365
PANHANDLE, TX 79068

Subject: CDARS® Customer Statement

Legal Account Title: CARSON COUNTY

Below is a summary of your certificate(s) of deposit, which we are holding for you as your custodian. These certificate(s) of deposit have been issued through CDARS by one or more FDIC-insured depository institutions. Should you have any questions, please contact us at 806-558-2265 or send an email to customerservice@happybank.com.

Summary of Accounts Reflecting Placements Through CDARS

Account ID	Effective Date	Maturity Date	Interest Rate	Opening Balance	Ending Balance
1023564781	02/27/20	02/25/21	1.83805%	\$100,000.00	\$100,000.00
1023597574	03/12/20	03/11/21	1.83316%	\$0.00	\$100,000.00
1023597744	03/12/20	03/11/21	1.83316%	\$0.00	\$100,000.00
1022466565	04/11/19	04/09/20	2.49863%	\$100,000.00	\$100,000.00
1023274538	12/05/19	12/03/20	1.67592%	\$100,000.00	\$100,000.00
TOTAL				\$300,000.00	\$500,000.00

ACCOUNT OVERVIEW

Account ID: 1022466565
 Product Name: 52-WEEK PUBLIC FUND CD
 Interest Rate: 2.49863%
 Account Balance: \$100,000.00
 The Annual Percentage Yield Earned is 2.53%.

Effective Date: 04/11/19
 Maturity Date: 04/09/20
 YTD Interest Paid: \$623.57
 Int Earned Since Last Stmt: \$212.43

CD Issued by Western Alliance Bank

YTD Interest Paid:	\$623.57	02/29/20	OPENING BALANCE	\$100,000.00
Int Earned Since Last Stmt:	\$212.43	03/31/20	Interest Payment	212.43
		03/31/20	Interest Payout To Account 010006	-212.43
		03/31/20	ENDING BALANCE	\$100,000.00

ACCOUNT OVERVIEW

Account ID: 1023274538
 Product Name: 52-WEEK PUBLIC FUND CD
 Interest Rate: 1.67592%
 Account Balance: \$100,000.00
 The Annual Percentage Yield Earned is 1.69%.

Effective Date: 12/05/19
 Maturity Date: 12/03/20
 YTD Interest Paid: \$418.12
 Int Earned Since Last Stmt: \$142.44

CD Issued by Republic Bank & Trust Company

YTD Interest Paid:	\$418.12	02/29/20	OPENING BALANCE	\$100,000.00
Int Earned Since Last Stmt:	\$142.44	03/31/20	Interest Payment	142.44
		03/31/20	Interest Payout To Account 10006	-142.44
		03/31/20	ENDING BALANCE	\$100,000.00

ACCOUNT OVERVIEW

Account ID: 1023564781
 Product Name: 52-WEEK PUBLIC FUND CD
 Interest Rate: 1.83805%
 Account Balance: \$100,000.00
 The Annual Percentage Yield Earned is 1.86%.

Effective Date: 02/27/20
 Maturity Date: 02/25/21
 YTD Interest Paid: \$171.32
 Int Earned Since Last Stmt: \$156.22

CD Issued by Northern Bank & Trust Company

YTD Interest Paid:	\$30.84	02/29/20	OPENING BALANCE	\$18,000.00
Int Earned Since Last Stmt:	\$28.12	03/31/20	Interest Payment	28.12
		03/31/20	Interest Payout To Account 10006	-28.12
		03/31/20	ENDING BALANCE	\$18,000.00

CD Issued by Partners Bank

YTD Interest Paid:	\$70.24	02/29/20	OPENING BALANCE	\$41,000.00
Int Earned Since Last Stmt:	\$64.05	03/31/20	Interest Payment	64.05
		03/31/20	Interest Payout To Account 10006	-64.05
		03/31/20	ENDING BALANCE	\$41,000.00

CD Issued by Western Alliance Bank

YTD Interest Paid:	\$70.24	02/29/20	OPENING BALANCE	\$41,000.00
Int Earned Since Last Stmt:	\$64.05	03/31/20	Interest Payment	64.05
		03/31/20	Interest Payout To Account 10006	-64.05
		03/31/20	ENDING BALANCE	\$41,000.00

ACCOUNT OVERVIEW

Account ID:	1023597574	Effective Date:	03/12/20
Product Name:	52-WEEK PUBLIC FUND CD	Maturity Date:	03/11/21
Interest Rate:	1.83316%	YTD Interest Paid:	\$100.50
Account Balance:	\$100,000.00	Int Earned Since Last Stmt:	\$100.50

The Annual Percentage Yield Earned is 1.85%.

CD Issued by Prime Alliance Bank

YTD Interest Paid:	\$100.50	03/12/20	OPENING BALANCE	\$0.00
Int Earned Since Last Stmt:	\$100.50	03/12/20	Deposit	100,000.00
		03/31/20	Interest Payment	100.50
		03/31/20	Interest Payout To Account 10006	-100.50
		03/31/20	ENDING BALANCE	\$100,000.00

ACCOUNT OVERVIEW

Account ID:	1023597744	Effective Date:	03/12/20
Product Name:	52-WEEK PUBLIC FUND CD	Maturity Date:	03/11/21
Interest Rate:	1.83316%	YTD Interest Paid:	\$100.50
Account Balance:	\$100,000.00	Int Earned Since Last Stmt:	\$100.50

The Annual Percentage Yield Earned is 1.85%.

CD Issued by Prime Alliance Bank

YTD Interest Paid:	\$100.50	03/12/20	OPENING BALANCE	\$0.00
Int Earned Since Last Stmt:	\$100.50	03/12/20	Deposit	100,000.00
		03/31/20	Interest Payment	100.50
		03/31/20	Interest Payout To Account 10006	-100.50
		03/31/20	ENDING BALANCE	\$100,000.00

Thank you for your business.

5962

Account		CD Acct # 9006488005962		GENERAL FUND		CD Acct # 9006488005962	
Account	CD Acct #	CD Acct #	CD Acct #	CD Acct #	CD Acct #	CD Acct #	CD Acct #
198	12/27/2018	150	150	CC	367.35	201,000.00	201,000.00
199	06/27/2018	150	150	CC	295.89	201,000.00	201,000.00
200	02/27/2019	150	150	CC	306.75	201,000.00	201,000.00
201	08/27/2018	150	150	CC	276.76	201,000.00	201,000.00
202	04/27/2019	150	150	CC	306.75	201,000.00	201,000.00
203	08/27/2018	150	150	CC	295.89	201,000.00	201,000.00
204	04/27/2019	150	150	CC	306.75	201,000.00	201,000.00
205	08/27/2018	150	150	CC	295.89	201,000.00	201,000.00
206	04/27/2019	150	150	CC	306.75	201,000.00	201,000.00
207	08/27/2018	150	150	CC	295.89	201,000.00	201,000.00
208	04/27/2019	150	150	CC	306.75	201,000.00	201,000.00
209	08/27/2018	150	150	CC	295.89	201,000.00	201,000.00
210	04/27/2019	150	150	CC	306.75	201,000.00	201,000.00
211	08/27/2018	150	150	CC	295.89	201,000.00	201,000.00
212	04/27/2019	150	150	CC	306.75	201,000.00	201,000.00
213	08/27/2018	150	150	CC	295.89	201,000.00	201,000.00
214	04/27/2019	150	150	CC	306.75	201,000.00	201,000.00
215	08/27/2018	150	150	CC	295.89	201,000.00	201,000.00
216	04/27/2019	150	150	CC	306.75	201,000.00	201,000.00

Original Date: 08/27/2007
 Original Maturity: 08/27/2008
 Last Pmt: 08/27/2008
 Renewal Date: 08/27/2019
 Renewal Maturity: 08/27/2020
 Available Balance: 201,000.00

Pay Frequency: M
 Hold At: 4
 Hold Date: 03X
 YTD: 827.39
 Last Year: 1,598.57

6035

GENERAL FUND		GENERAL FUND		GENERAL FUND		GENERAL FUND		GENERAL FUND		GENERAL FUND		GENERAL FUND		GENERAL FUND		GENERAL FUND		GENERAL FUND		GENERAL FUND	
CD Acct #	CD Acct #	CD Acct #	CD Acct #	CD Acct #	CD Acct #	CD Acct #	CD Acct #	CD Acct #	CD Acct #	CD Acct #	CD Acct #	CD Acct #	CD Acct #	CD Acct #	CD Acct #	CD Acct #	CD Acct #	CD Acct #	CD Acct #	CD Acct #	CD Acct #
9000488006035	9000488006035	9000488006035	9000488006035	9000488006035	9000488006035	9000488006035	9000488006035	9000488006035	9000488006035	9000488006035	9000488006035	9000488006035	9000488006035	9000488006035	9000488006035	9000488006035	9000488006035	9000488006035	9000488006035	9000488006035	9000488006035
133	11/21/2018	TC	130	130	130	130	130	130	130	130	130	130	130	130	130	130	130	130	130	130	130
134	12/21/2018		130	130	130	130	130	130	130	130	130	130	130	130	130	130	130	130	130	130	130
135	01/21/2019		130	130	130	130	130	130	130	130	130	130	130	130	130	130	130	130	130	130	130
136	02/21/2019		130	130	130	130	130	130	130	130	130	130	130	130	130	130	130	130	130	130	130
137	03/21/2019		130	130	130	130	130	130	130	130	130	130	130	130	130	130	130	130	130	130	130
138	04/21/2019		130	130	130	130	130	130	130	130	130	130	130	130	130	130	130	130	130	130	130
139	04/21/2019		130	130	130	130	130	130	130	130	130	130	130	130	130	130	130	130	130	130	130
140	04/21/2019		130	130	130	130	130	130	130	130	130	130	130	130	130	130	130	130	130	130	130
141	05/21/2019		130	130	130	130	130	130	130	130	130	130	130	130	130	130	130	130	130	130	130
142	06/21/2019		130	130	130	130	130	130	130	130	130	130	130	130	130	130	130	130	130	130	130
143	07/21/2019		130	130	130	130	130	130	130	130	130	130	130	130	130	130	130	130	130	130	130
144	08/21/2019		130	130	130	130	130	130	130	130	130	130	130	130	130	130	130	130	130	130	130
145	09/21/2019		130	130	130	130	130	130	130	130	130	130	130	130	130	130	130	130	130	130	130
146	10/21/2019		130	130	130	130	130	130	130	130	130	130	130	130	130	130	130	130	130	130	130
147	11/21/2019		130	130	130	130	130	130	130	130	130	130	130	130	130	130	130	130	130	130	130
148	12/21/2019		130	130	130	130	130	130	130	130	130	130	130	130	130	130	130	130	130	130	130
149	01/21/2020		130	130	130	130	130	130	130	130	130	130	130	130	130	130	130	130	130	130	130
150	02/21/2020		130	130	130	130	130	130	130	130	130	130	130	130	130	130	130	130	130	130	130
151	03/21/2020		130	130	130	130	130	130	130	130	130	130	130	130	130	130	130	130	130	130	130

6073

GENERAL FUND		GENERAL FUND		GENERAL FUND		GENERAL FUND		GENERAL FUND		GENERAL FUND		GENERAL FUND		GENERAL FUND		GENERAL FUND		GENERAL FUND	
CD Acct # 2000000000	CD Acct # 2000000000	CD Acct # 2000000000	CD Acct # 2000000000	CD Acct # 2000000000	CD Acct # 2000000000	CD Acct # 2000000000	CD Acct # 2000000000	CD Acct # 2000000000	CD Acct # 2000000000	CD Acct # 2000000000	CD Acct # 2000000000	CD Acct # 2000000000	CD Acct # 2000000000	CD Acct # 2000000000	CD Acct # 2000000000	CD Acct # 2000000000	CD Acct # 2000000000	CD Acct # 2000000000	CD Acct # 2000000000
Balance	Year	Rate	Class	Account	Month	Payd	Appt	Type	How	Delivd	Health	Month	Maturity						
100,000.00	12/31/18	4.00%	31	100.00	12/31	3/28/22	1.00%	1	Check	420	12/31	1/2/28	1/28/2028						
133	11/28/2018	111								32200									
134	12/28/2018	150		CC						186.82									
135	01/28/2019	150		CC						186.85									
136	02/28/2019	150		CC						186.85									
137	03/28/2019	150		CC						186.85									
138	04/28/2019	150		CC						186.85									
139	05/28/2019	150		CC						186.85									
140	06/28/2019	150		CC						186.85									
141	07/28/2019	150		CC						186.82									
142	08/28/2019	150		CC						186.85									
143	09/28/2019	150		CC						186.85									
144	10/28/2019	150		CC						186.85									
145	11/28/2019	150		CC						186.85									
146	12/28/2019	150		CC						186.85									
147	01/28/2020	150		CC						186.85									
148	02/28/2020	150		CC						186.85									
149	03/28/2020	150		CC						186.85									
150	04/28/2020	150		CC						186.85									
151	05/28/2020	150		CC						186.85									

Original Date: 11/28/2018
 Original Maturity: 1/28/2028
 Last Paid: 03/28/2020
 Next Paid: 06/28/2020
 Residual Date: 12/28/2019
 Available Balance: 100,000.00

Per 10 Percent: 0
 Hold # 0
 Hold Date: 0/00
 YTD: 483.57
 Last Year: 2,167.11

Mentian.NET Screenshot - OD Inquiry (9000488006074)

6074

CAUSION CREDIT GENERAL FUND											
CD Acct #	CD Acct #	CD Acct #	CD Acct #	CD Acct #	CD Acct #	CD Acct #	CD Acct #	CD Acct #	CD Acct #	CD Acct #	CD Acct #
CD Acct #	CD Acct #	CD Acct #	CD Acct #	CD Acct #	CD Acct #	CD Acct #	CD Acct #	CD Acct #	CD Acct #	CD Acct #	CD Acct #
134	11/20/2018	11/20/2018	11/20/2018	11/20/2018	11/20/2018	11/20/2018	11/20/2018	11/20/2018	11/20/2018	11/20/2018	11/20/2018
135	12/20/2018	12/20/2018	12/20/2018	12/20/2018	12/20/2018	12/20/2018	12/20/2018	12/20/2018	12/20/2018	12/20/2018	12/20/2018
136	01/20/2019	01/20/2019	01/20/2019	01/20/2019	01/20/2019	01/20/2019	01/20/2019	01/20/2019	01/20/2019	01/20/2019	01/20/2019
137	02/20/2019	02/20/2019	02/20/2019	02/20/2019	02/20/2019	02/20/2019	02/20/2019	02/20/2019	02/20/2019	02/20/2019	02/20/2019
138	03/20/2019	03/20/2019	03/20/2019	03/20/2019	03/20/2019	03/20/2019	03/20/2019	03/20/2019	03/20/2019	03/20/2019	03/20/2019
139	04/20/2019	04/20/2019	04/20/2019	04/20/2019	04/20/2019	04/20/2019	04/20/2019	04/20/2019	04/20/2019	04/20/2019	04/20/2019
140	05/20/2019	05/20/2019	05/20/2019	05/20/2019	05/20/2019	05/20/2019	05/20/2019	05/20/2019	05/20/2019	05/20/2019	05/20/2019
141	06/20/2019	06/20/2019	06/20/2019	06/20/2019	06/20/2019	06/20/2019	06/20/2019	06/20/2019	06/20/2019	06/20/2019	06/20/2019
142	07/20/2019	07/20/2019	07/20/2019	07/20/2019	07/20/2019	07/20/2019	07/20/2019	07/20/2019	07/20/2019	07/20/2019	07/20/2019
143	08/20/2019	08/20/2019	08/20/2019	08/20/2019	08/20/2019	08/20/2019	08/20/2019	08/20/2019	08/20/2019	08/20/2019	08/20/2019
144	09/20/2019	09/20/2019	09/20/2019	09/20/2019	09/20/2019	09/20/2019	09/20/2019	09/20/2019	09/20/2019	09/20/2019	09/20/2019
145	10/20/2019	10/20/2019	10/20/2019	10/20/2019	10/20/2019	10/20/2019	10/20/2019	10/20/2019	10/20/2019	10/20/2019	10/20/2019
146	11/20/2019	11/20/2019	11/20/2019	11/20/2019	11/20/2019	11/20/2019	11/20/2019	11/20/2019	11/20/2019	11/20/2019	11/20/2019
147	12/20/2019	12/20/2019	12/20/2019	12/20/2019	12/20/2019	12/20/2019	12/20/2019	12/20/2019	12/20/2019	12/20/2019	12/20/2019
148	01/20/2020	01/20/2020	01/20/2020	01/20/2020	01/20/2020	01/20/2020	01/20/2020	01/20/2020	01/20/2020	01/20/2020	01/20/2020
149	02/20/2020	02/20/2020	02/20/2020	02/20/2020	02/20/2020	02/20/2020	02/20/2020	02/20/2020	02/20/2020	02/20/2020	02/20/2020
150	03/20/2020	03/20/2020	03/20/2020	03/20/2020	03/20/2020	03/20/2020	03/20/2020	03/20/2020	03/20/2020	03/20/2020	03/20/2020
151	04/20/2020	04/20/2020	04/20/2020	04/20/2020	04/20/2020	04/20/2020	04/20/2020	04/20/2020	04/20/2020	04/20/2020	04/20/2020
152	05/20/2020	05/20/2020	05/20/2020	05/20/2020	05/20/2020	05/20/2020	05/20/2020	05/20/2020	05/20/2020	05/20/2020	05/20/2020

Meridian.NET Screenshot - CD Inquiry (9090489006234)

6234

CD Act 1 9090489006234
 CD Act 2 9090489006234
 CD Act 3 9090489006234
 CD Act 4 9090489006234
 CD Act 5 9090489006234
 CD Act 6 9090489006234
 CD Act 7 9090489006234
 CD Act 8 9090489006234
 CD Act 9 9090489006234
 CD Act 10 9090489006234
 CD Act 11 9090489006234
 CD Act 12 9090489006234
 CD Act 13 9090489006234
 CD Act 14 9090489006234
 CD Act 15 9090489006234
 CD Act 16 9090489006234
 CD Act 17 9090489006234
 CD Act 18 9090489006234
 CD Act 19 9090489006234
 CD Act 20 9090489006234
 CD Act 21 9090489006234
 CD Act 22 9090489006234
 CD Act 23 9090489006234
 CD Act 24 9090489006234
 CD Act 25 9090489006234
 CD Act 26 9090489006234
 CD Act 27 9090489006234
 CD Act 28 9090489006234
 CD Act 29 9090489006234
 CD Act 30 9090489006234
 CD Act 31 9090489006234
 CD Act 32 9090489006234
 CD Act 33 9090489006234
 CD Act 34 9090489006234
 CD Act 35 9090489006234
 CD Act 36 9090489006234
 CD Act 37 9090489006234
 CD Act 38 9090489006234
 CD Act 39 9090489006234
 CD Act 40 9090489006234
 CD Act 41 9090489006234
 CD Act 42 9090489006234
 CD Act 43 9090489006234
 CD Act 44 9090489006234
 CD Act 45 9090489006234
 CD Act 46 9090489006234
 CD Act 47 9090489006234
 CD Act 48 9090489006234
 CD Act 49 9090489006234
 CD Act 50 9090489006234

CAESONLCOUNTY GENERAL FUND

CD Act 1 9090489006234 CD Act 2 9090489006234 CD Act 3 9090489006234 CD Act 4 9090489006234 CD Act 5 9090489006234 CD Act 6 9090489006234 CD Act 7 9090489006234 CD Act 8 9090489006234 CD Act 9 9090489006234 CD Act 10 9090489006234 CD Act 11 9090489006234 CD Act 12 9090489006234 CD Act 13 9090489006234 CD Act 14 9090489006234 CD Act 15 9090489006234 CD Act 16 9090489006234 CD Act 17 9090489006234 CD Act 18 9090489006234 CD Act 19 9090489006234 CD Act 20 9090489006234 CD Act 21 9090489006234 CD Act 22 9090489006234 CD Act 23 9090489006234 CD Act 24 9090489006234 CD Act 25 9090489006234 CD Act 26 9090489006234 CD Act 27 9090489006234 CD Act 28 9090489006234 CD Act 29 9090489006234 CD Act 30 9090489006234 CD Act 31 9090489006234 CD Act 32 9090489006234 CD Act 33 9090489006234 CD Act 34 9090489006234 CD Act 35 9090489006234 CD Act 36 9090489006234 CD Act 37 9090489006234 CD Act 38 9090489006234 CD Act 39 9090489006234 CD Act 40 9090489006234 CD Act 41 9090489006234 CD Act 42 9090489006234 CD Act 43 9090489006234 CD Act 44 9090489006234 CD Act 45 9090489006234 CD Act 46 9090489006234 CD Act 47 9090489006234 CD Act 48 9090489006234 CD Act 49 9090489006234 CD Act 50 9090489006234

Account ID: 9090489006234

Account Name: 01/25/2014

Account Type: CD

Account Status: Open

Account Balance: 100,000.00

Date	TC	Position	Debit	Credit	Balance	Original Desc	Original Date	Original Amt	Monthly	Next Pmt	Available Balance
01/25/2014	0	10		100,000.00	100,000.00	Original Desc	01/25/2014	100,000.00	1	01/25/2014	99,000.00
01/25/2014	0	11	100,000.00		0.00	Original Desc	01/25/2015	100,000.00	1	01/25/2015	99,000.00
01/25/2014	0	12	100,000.00		0.00	Original Desc	01/25/2016	100,000.00	1	01/25/2016	99,000.00
01/25/2014	0	13	100,000.00		0.00	Original Desc	01/25/2017	100,000.00	1	01/25/2017	99,000.00
01/25/2014	0	14	100,000.00		0.00	Original Desc	01/25/2018	100,000.00	1	01/25/2018	99,000.00
01/25/2014	0	15	100,000.00		0.00	Original Desc	01/25/2019	100,000.00	1	01/25/2019	99,000.00
01/25/2014	0	16	100,000.00		0.00	Original Desc	01/25/2020	100,000.00	1	01/25/2020	99,000.00

Original Desc: 01/25/2014
Original Date: 01/25/2015
Original Amt: 100,000.00
Next Pmt: 01/25/2015
Available Balance: 99,000.00

Pay To Account: 0
Holder: 0
Held Amt: 0.00
YTD: 2,227.71
Last Yr: 2,137.50

No. 9914 P. 23

4/15/2020 2:02:34 PM

Apr. 15. 2020 1:31PM

6385

CARSON COUNTY GENERAL FUND										
Account	CD Acct # 20000000000000000000	CD Acct # 20000000000000000000	CD Acct # 20000000000000000000	CD Acct # 20000000000000000000	CD Acct # 20000000000000000000	CD Acct # 20000000000000000000	CD Acct # 20000000000000000000	CD Acct # 20000000000000000000	CD Acct # 20000000000000000000	CD Acct # 20000000000000000000
CD Acct # 20000000000000000000	CD Acct # 20000000000000000000	CD Acct # 20000000000000000000	CD Acct # 20000000000000000000	CD Acct # 20000000000000000000	CD Acct # 20000000000000000000	CD Acct # 20000000000000000000	CD Acct # 20000000000000000000	CD Acct # 20000000000000000000	CD Acct # 20000000000000000000	CD Acct # 20000000000000000000
CD Acct # 20000000000000000000	CD Acct # 20000000000000000000	CD Acct # 20000000000000000000	CD Acct # 20000000000000000000	CD Acct # 20000000000000000000	CD Acct # 20000000000000000000	CD Acct # 20000000000000000000	CD Acct # 20000000000000000000	CD Acct # 20000000000000000000	CD Acct # 20000000000000000000	CD Acct # 20000000000000000000
15	11/24/2017	111	31062018	CC	01500	10000000	Original Desc	11/24/2017		
16	11/24/2018	150	31062018	CC	02200	10000000	Original Medicare	11/24/2018		
17	3/02/2019	150		CC	186.25	10000000	Health Plan	03/02/2019		
18	02/24/2019	150		CC	186.25	10000000	Revised Desc	11/24/2019		
19	09/24/2019	150		CC	186.25	10000000	Applicable Balance	10/01/2019		
20	06/24/2019	150		CC	186.25	10000000	Pay To Advance R			
21	06/24/2019	150		CC	186.25	10000000	Hold Desc			
22	06/24/2019	150		CC	186.25	10000000	Hold Desc			
23	06/24/2019	150		CC	186.25	10000000	Hold Desc			
24	06/24/2019	150		CC	186.25	10000000	Hold Desc			
25	06/24/2019	150		CC	186.25	10000000	Hold Desc			
26	06/24/2019	150		CC	186.25	10000000	Hold Desc			
27	11/24/2019	150		CC	186.25	10000000	Hold Desc			
28	11/24/2019	150		CC	186.25	10000000	Hold Desc			
29	11/24/2019	150		CC	186.25	10000000	Hold Desc			
30	06/24/2020	150		CC	186.25	10000000	Hold Desc			
31	06/24/2020	150		CC	186.25	10000000	Hold Desc			
32	06/24/2020	150		CC	186.25	10000000	Hold Desc			
33	06/24/2020	150		CC	186.25	10000000	Hold Desc			

Print Screen

Functions

Tools

ACHLinks

Assetlinks

Depositlinks

Start

Inquiry (CARSON*) X CD Inquiry (100552) X

Account # CD Acct # 100552

GENERAL FUND

CD/IRA Acct #	Balance	Term	Rate	Class	Accrued	Penalty	Payoff	APY	Type	How	Daily Int	Next Int	Months	Maturity
100552	150,000.00	12 Months	.01550	34	159.25	191.10	149,968.15	1.55%	3	Check	6.37	197.47	1	02/21/2021

General Info

Search By Date

Date	TC	PostDate	Desc	Debit	Credit	Balance
02/21/2020	20		DP		150,000.00	150,000.00
03/21/2020	150		CG		184.73	150,000.00

Original Date: 02/21/2020
 Original Maturity: 02/21/2021
 Last Paid: 03/21/2020
 Next Paid: 04/21/2020
 Renewal Date: 00/00/0000
 Available Balance: 150,000.00
 Pay To Account: 0

Hold # 0
 Hold Amt 0.00
 Hold Desc:

YTD: 184.73
 Last Year: 0.00

Processes

WMDGHN

GRT 202

STATE NATIONAL BANK

1:56 PM

4/15/2020

General Functions Tools ACHLinks Laserlinks Depositlinks

Print Screen
 Equity
 Loans
 Miscellaneous
 All Funds
 Exit

Start

Inquiry (CARSON) X CD Inquiry (100560) X

Account: CD Acct # 100552 CD Acct # 100560

CARSON COUNTY GENERAL FUND

CD/IRA Acct #	Balance	Term	Rate	Class	Accrual	Penalty	Payoff	APY	Type	How	Daily Int	Next Int	Months	Maturity
100560	150,000.00	12 Months	.01550	34	159.25	191.10	149,968.15	1.55%	3	Check	6.37	197.47	1	02/21/2021

General Info

Search By: From 02/21/2020 To 03/21/2020

Date	TC	Post Date	Desc	Debit	Credit	Balance
02/21/2020	20		03		150,000.00	150,000.00
03/21/2020	150		CC		184.73	150,000.00

Original Date: 02/21/2020
 Original Maturity: 02/21/2021
 Last Paid: 03/21/2020
 Next Paid: 04/21/2020
 Renewal Date: 06/00/0000
 Available Balance: 150,000.00
 Pay To Account: 0

Hold #: 0
 Hold Amt: 0.00
 Hold Desc:
 YTD: 184.73
 Last Year: 0.00

Processes

SVN/SHIN

CRT 202

STATE NATIONAL BANK

1:56 PM

4/15/2020

TexPool Participant Services
 1001 Texas Avenue, Suite 1150
 Houston, TX 77002



Participant Statement

CARSON COUNTY
 GENERAL FUND
 ATTN DENISE SALZBRENNER
 PO BOX 365
 PANHANDLE TX 79068-0365

Statement Period **03/01/2020 - 03/31/2020**

Page 1 of 2

Customer Service **1-866-TEX-POOL**
 Location ID **000077244**
 Investor ID **000004451**

TexPool Update

It's spring cleaning time! Review a current listing of your authorized representatives and contact information by requesting an Account Information Report from TexConnect or the TexPool Participant Services team. Submit any changes on the proper maintenance form, found under Account Documents.

TexPool Summary

Pool Name	Beginning Balance	Total Deposits	Total Withdrawals	Total Interest	Current Balance	Average Balance
Texas Local Government Investment Pool	\$705,974.96	\$0.00	\$400,000.00	\$417.45	\$306,392.41	\$435,020.68
Total Dollar Value	\$705,974.96	\$0.00	\$400,000.00	\$417.45	\$306,392.41	

Portfolio Value

Pool Name	Pool/Account	Market Value (03/01/2020)	Share Price (03/31/2020)	Shares Owned (03/31/2020)	Market Value (03/31/2020)
Texas Local Government Investment Pool	449/330100001	\$705,974.96	\$1.00	306,392.410	\$306,392.41
Total Dollar Value		\$705,974.96			\$306,392.41

Interest Summary

Pool Name	Pool/Account	Month-to-Date Interest	Year-to-Date Interest
Texas Local Government Investment Pool	449/330100001	\$417.45	\$1,956.14
Total		\$417.45	\$1,956.14




Transaction Detail


Texas Local Government Investment Pool

Participant: CARSON COUNTY

Pool/Account: 449/330100001

Transaction Date	Settlement Date	Transaction Description	Transaction Dollar Amount	Share Price	Shares This Transaction	Shares Owned
03/01/2020	03/01/2020	BEGINNING BALANCE	\$705,974.96	\$1.00		705,974.960
03/11/2020	03/11/2020	WITHDRAWAL	\$400,000.00-	\$1.00	400,000.000-	305,974.960
03/31/2020	03/31/2020	MONTHLY POSTING	\$417.45	\$1.00	417.450	306,392.410
Account Value as of 03/31/2020			\$306,392.41	\$1.00		306,392.410





Account History Report



Deposit Reports	Withdrawal Report Scheduler	Transfer Report Access	Multi Transaction Statements	Vendor Payment Inquiry	Maintenance Change Location
			Help / Contact Us	Update Profile	Logout

Account History Report

ACCOUNT HISTORY REPORT
Generated: 04/09/2020 2:22 PM ET

Location: 77244
Acct Nbr: 330100001
Acct Name: GENERAL FUND
Location Name: CARSON COUNTY
Pool Name: TexPool
Pool Nbr: 449

Settle Date	Transaction Date	Price	Dollar Amt	Account Balance	Transaction Description
03/31/2020	03/31/2020	\$1.00	\$417.45	\$306,392.41	MONTHLY POSTING
03/11/2020	03/11/2020	\$1.00	-\$400,000.00	\$305,974.96	WITHDRAWAL
02/26/2020	02/28/2020	\$1.00	\$856.39	\$705,974.96	MONTHLY POSTING
02/05/2020	02/04/2020	\$1.00	\$200,000.00	\$705,118.57	ACH DEPOSIT
01/31/2020	01/31/2020	\$1.00	\$682.30	\$505,118.57	MONTHLY POSTING
12/31/2019	12/31/2019	\$1.00	\$694.22	\$504,436.27	MONTHLY POSTING
11/29/2019	11/29/2019	\$1.00	\$461.27	\$503,742.05	MONTHLY POSTING
11/12/2019	11/08/2019	\$1.00	\$500,000.00	\$503,280.78	ACH DEPOSIT
10/31/2019	10/31/2019	\$1.00	\$5.30	\$3,280.78	MONTHLY POSTING
09/30/2019	09/30/2019	\$1.00	\$5.79	\$3,275.48	MONTHLY POSTING
08/30/2019	08/30/2019	\$1.00	\$253.34	\$3,269.69	MONTHLY POSTING
08/27/2019	08/27/2019	\$1.00	-\$20,419.79	\$3,016.35	WITHDRAWAL
08/27/2019	08/27/2019	\$1.00	-\$139,580.21	\$23,436.14	WITHDRAWAL
07/31/2019	07/31/2019	\$1.00	\$433.94	\$163,916.35	MONTHLY POSTING
07/23/2019	07/23/2019	\$1.00	-\$99,767.36	\$162,582.41	WITHDRAWAL
07/09/2019	07/08/2019	\$1.00	\$75,000.00	\$262,349.77	ACH DEPOSIT
06/28/2019	06/28/2019	\$1.00	\$852.88	\$187,349.77	MONTHLY POSTING
06/25/2019	06/25/2019	\$1.00	-\$75,773.48	\$186,496.89	WITHDRAWAL
06/25/2019	06/25/2019	\$1.00	-\$139,315.66	\$262,270.37	WITHDRAWAL
06/25/2019	06/25/2019	\$1.00	-\$97,404.28	\$401,586.03	WITHDRAWAL
05/31/2019	05/31/2019	\$1.00	\$1,400.67	\$498,990.31	MONTHLY POSTING
05/29/2019	05/29/2019	\$1.00	-\$73,790.83	\$497,589.64	WITHDRAWAL
05/29/2019	05/29/2019	\$1.00	-\$136,043.86	\$571,380.47	WITHDRAWAL
04/30/2019	04/30/2019	\$1.00	\$1,880.67	\$707,424.33	MONTHLY POSTING
04/23/2019	04/23/2019	\$1.00	-\$73,484.03	\$705,543.66	WITHDRAWAL
04/23/2019	04/23/2019	\$1.00	-\$135,907.06	\$779,027.69	WITHDRAWAL
04/22/2019	04/22/2019	\$1.00	-\$115,853.94	\$914,934.75	WITHDRAWAL
03/29/2019	03/29/2019	\$1.00	\$2,694.70	\$1,030,788.69	MONTHLY POSTING
03/25/2019	03/25/2019	\$1.00	-\$131,212.86	\$1,028,093.99	WITHDRAWAL
03/25/2019	03/25/2019	\$1.00	-\$75,999.38	\$1,159,306.85	WITHDRAWAL
03/25/2019	03/25/2019	\$1.00	-\$142,501.96	\$1,235,306.23	WITHDRAWAL
03/11/2019	03/11/2019	\$1.00	-\$40,741.14	\$1,377,808.19	WITHDRAWAL
02/28/2019	02/28/2019	\$1.00	\$2,161.13	\$1,426,549.33	MONTHLY POSTING
02/15/2019	02/14/2019	\$1.00	\$500,000.00	\$1,424,388.20	ACH DEPOSIT
01/31/2019	01/31/2019	\$1.00	\$2,287.88	\$924,388.20	MONTHLY POSTING
01/30/2019	01/30/2019	\$1.00	-\$77,600.97	\$922,100.32	WITHDRAWAL
01/30/2019	01/30/2019	\$1.00	-\$142,076.40	\$999,701.29	WITHDRAWAL
12/31/2018	12/31/2018	\$1.00	\$2,256.87	\$1,141,777.69	MONTHLY POSTING
12/26/2018	12/26/2018	\$1.00	-\$74,181.46	\$1,139,520.82	WITHDRAWAL
12/26/2018	12/26/2018	\$1.00	-\$137,126.98	\$1,213,702.28	WITHDRAWAL
12/10/2018	12/19/2018	\$1.00	-\$40,714.20	\$1,350,829.26	WITHDRAWAL
12/06/2018	12/06/2018	\$1.00	\$1,000,000.00	\$1,391,543.46	ACH DEPOSIT
11/30/2018	11/30/2018	\$1.00	\$810.27	\$391,543.46	MONTHLY POSTING
11/28/2018	11/28/2018	\$1.00	-\$73,949.61	\$390,733.19	WITHDRAWAL
11/28/2018	11/28/2018	\$1.00	-\$136,441.01	\$464,682.80	WITHDRAWAL
11/09/2018	11/08/2018	\$1.00	\$500,000.00	\$601,123.81	ACH DEPOSIT
10/31/2018	10/31/2018	\$1.00	\$221.06	\$101,123.81	MONTHLY POSTING
10/23/2018	10/23/2018	\$1.00	-\$29,000.00	\$100,902.75	WITHDRAWAL
09/28/2018	09/28/2018	\$1.00	\$121.97	\$129,902.75	MONTHLY POSTING
09/25/2018	09/24/2018	\$1.00	\$70,000.00	\$129,780.78	ACH DEPOSIT
08/31/2018	08/31/2018	\$1.00	\$455.12	\$59,780.78	MONTHLY POSTING
08/28/2018	08/28/2018	\$1.00	-\$102,672.19	\$59,325.66	WITHDRAWAL
08/22/2018	08/22/2018	\$1.00	-\$68,055.84	\$161,997.85	WITHDRAWAL
08/22/2018	08/22/2018	\$1.00	-\$125,538.96	\$230,053.69	WITHDRAWAL
07/31/2018	07/31/2018	\$1.00	\$406.09	\$355,022.65	MONTHLY POSTING
07/24/2018	07/23/2018	\$1.00	\$300,000.00	\$355,186.56	ACH DEPOSIT
07/20/2018	07/20/2018	\$1.00	-\$68,208.42	\$55,186.56	WITHDRAWAL
07/20/2018	07/20/2018	\$1.00	-\$128,066.20	\$123,394.98	WITHDRAWAL
06/29/2018	06/29/2018	\$1.00	\$671.87	\$251,461.18	MONTHLY POSTING
06/25/2018	06/25/2018	\$1.00	-\$104,448.05	\$250,789.31	WITHDRAWAL
06/19/2018	06/19/2018	\$1.00	-\$70,718.37	\$355,237.36	WITHDRAWAL
06/19/2018	06/19/2018	\$1.00	-\$129,581.13	\$425,955.73	WITHDRAWAL

The objective of TexPool [PRIME] is to maintain a stable \$1.00 price. However, the \$1.00 price is not guaranteed or insured by the State of Texas or any other governmental entity. You should read the TexPool [PRIME] Investment Policy and Information Statement before making an investment in TexPool [PRIME].

Happy State Bank
Attn: Accounting Dept
P.O. Box 68
Happy, TX 79042

Date: 03/31/20
Page: 1 of 2

CARSON COUNTY
DEBT SERVICE
BOX 365
PANHANDLE, TX 79068

Subject: CDARS® Customer Statement

Legal Account Title: CARSON COUNTY
DEBT SERVICE

Below is a summary of your certificate(s) of deposit, which we are holding for you as your custodian. These certificate(s) of deposit have been issued through CDARS by one or more FDIC-insured depository institutions. Should you have any questions, please contact us at 806-558-2265 or send an email to customerservice@happybank.com.

Summary of Accounts Reflecting Placements Through CDARS

Account ID	Effective Date	Maturity Date	Interest Rate	Opening Balance	Ending Balance
1022893315	08/08/19	08/06/20	2.19579%	\$1,000,000.00	\$1,000,000.00
TOTAL				\$1,000,000.00	\$1,000,000.00

ACCOUNT OVERVIEW

Account ID: 1022893315
 Product Name: 52-WEEK PUBLIC FUND CD
 Interest Rate: 2.19579%
 Account Balance: \$1,000,000.00
 The Annual Percentage Yield Earned is 2.22%.

Effective Date: 08/08/19
 Maturity Date: 08/06/20
 YTD Interest Paid: \$5,479.31
 Int Earned Since Last Stmt: \$1,866.61

CD Issued by BancCentral, National Association

YTD Interest Paid:	\$749.44	02/29/20	OPENING BALANCE	\$136,774.67
Int Earned Since Last Stmt:	\$255.31	03/31/20	Interest Payment	255.31
		03/31/20	Interest Payout To Account 1326214	-255.31
		03/31/20	ENDING BALANCE	\$136,774.67

CD Issued by Bremer Bank, National Association

YTD Interest Paid:	\$1,320.51	02/29/20	OPENING BALANCE	\$241,000.00
Int Earned Since Last Stmt:	\$449.85	03/31/20	Interest Payment	449.85
		03/31/20	Interest Payout To Account 1326214	-449.85
		03/31/20	ENDING BALANCE	\$241,000.00

CD Issued by BOKF, National Association

YTD Interest Paid:	\$1,320.51	02/29/20	OPENING BALANCE	\$241,000.00
Int Earned Since Last Stmt:	\$449.85	03/31/20	Interest Payment	449.85
		03/31/20	Interest Payout To Account 1326214	-449.85
		03/31/20	ENDING BALANCE	\$241,000.00

CD Issued by Franklin Synergy Bank

YTD Interest Paid:	\$1,320.51	02/29/20	OPENING BALANCE	\$241,000.00
Int Earned Since Last Stmt:	\$449.85	03/31/20	Interest Payment	449.85
		03/31/20	Interest Payout To Account 1326214	-449.85
		03/31/20	ENDING BALANCE	\$241,000.00

CD Issued by Live Oak Banking Company

YTD Interest Paid:	\$321.78	02/29/20	OPENING BALANCE	\$58,725.33
Int Earned Since Last Stmt:	\$109.62	03/31/20	Interest Payment	109.62
		03/31/20	Interest Payout To Account 1326214	-109.62
		03/31/20	ENDING BALANCE	\$58,725.33

CD Issued by Pinnacle Bank

YTD Interest Paid:	\$336.98	02/29/20	OPENING BALANCE	\$61,500.00
Int Earned Since Last Stmt:	\$114.80	03/31/20	Interest Payment	114.80
		03/31/20	Interest Payout To Account 1326214	-114.80
		03/31/20	ENDING BALANCE	\$61,500.00

CD Issued by TriState Capital Bank

YTD Interest Paid:	\$109.58	02/29/20	OPENING BALANCE	\$20,000.00
Int Earned Since Last Stmt:	\$37.33	03/31/20	Interest Payment	37.33
		03/31/20	Interest Payout To Account 1326214	-37.33
		03/31/20	ENDING BALANCE	\$20,000.00

Thank you for your business.

Happy State Bank
Attn: Accounting Dept
P.O. Box 68
Happy, TX 79042

Date 03/31/20
Page 1 of 2

CARSON COUNTY
DEBT SERVICE FUND
BOX 365
PANHANDLE, TX 79068

Subject: CDARS® Customer Statement

Legal Account Title: CARSON COUNTY
DEBT SERVICE FUND

Below is a summary of your certificate(s) of deposit, which we are holding for you as your custodian. These certificate(s) of deposit have been issued through CDARS by one or more FDIC-insured depository institutions. Should you have any questions, please contact us at 806-558-2265 or send an email to customerservice@happybank.com.

Summary of Accounts Reflecting Placements Through CDARS

Account ID	Effective Date	Maturity Date	Interest Rate	Opening Balance	Ending Balance
1022873659	08/08/19	08/06/20	2.16644%	\$83,286.80	\$83,440.18
TOTAL				\$83,286.80	\$83,440.18

ACCOUNT OVERVIEW

Account ID: 1022873659
Product Name: 52-WEEK PUBLIC FUND CD
Interest Rate: 2.16644%
Account Balance: \$83,440.18
The Annual Percentage Yield Earned is 2.19%.

Effective Date: 08/08/19
Maturity Date: 08/06/20
YTD Interest Paid: \$449.45
Int Earned Since Last Stmt: \$153.38

CD Issued by Live Oak Banking Company

YTD Interest Paid:	\$449.45	02/29/20	OPENING BALANCE	\$83,286.80
Int Earned Since Last Stmt:	\$153.38	03/31/20	Interest Payment	153.38
		03/31/20	ENDING BALANCE	\$83,440.18

Thank you for your business.

TexPool Participant Services
 1001 Texas Avenue, Suite 1150
 Houston, TX 77002



Participant Statement

CARSON COUNTY
 DEBT SERVICE FUND
 ATTN DENISE SALZBRENNER
 PO BOX 365
 PANHANDLE TX 79068-0365

Statement Period **03/01/2020 - 03/31/2020**

Page 1 of 2

Customer Service **1-866-TEX-POOL**
 Location ID **000077244**
 Investor ID **000023803**

TexPool Update

It's spring cleaning time! Review a current listing of your authorized representatives and contact information by requesting an Account Information Report from TexConnect or the TexPool Participant Services team. Submit any changes on the proper maintenance form, found under Account Documents.

TexPool Summary

Pool Name	Beginning Balance	Total Deposits	Total Withdrawals	Total Interest	Current Balance	Average Balance
Texas Local Government Investment Pool	\$264,169.64	\$60,000.00	\$0.00	\$248.50	\$324,418.14	\$302,887.33
Total Dollar Value	\$264,169.64	\$60,000.00	\$0.00	\$248.50	\$324,418.14	

Portfolio Value

Pool Name	Pool/Account	Market Value (03/01/2020)	Share Price (03/31/2020)	Shares Owned (03/31/2020)	Market Value (03/31/2020)
Texas Local Government Investment Pool	449/330100006	\$264,169.64	\$1.00	324,418.140	\$324,418.14
Total Dollar Value		\$264,169.64			\$324,418.14

Interest Summary

Pool Name	Pool/Account	Month-to-Date Interest	Year-to-Date Interest
Texas Local Government Investment Pool	449/330100006	\$248.50	\$832.01
Total		\$248.50	\$832.01




Transaction Detail


Texas Local Government Investment Pool

Participant: CARSON COUNTY


Pool/Account: 449/330100006

Transaction Date	Settlement Date	Transaction Description	Transaction Dollar Amount	Share Price	Shares This Transaction	Shares Owned
03/01/2020	03/01/2020	BEGINNING BALANCE	\$264,169.64	\$1.00		264,169.640
03/12/2020	03/13/2020	ACH DEPOSIT	\$60,000.00	\$1.00	60,000.000	324,169.640
03/31/2020	03/31/2020	MONTHLY POSTING	\$248.50	\$1.00	248.500	324,418.140
Account Value as of 03/31/2020			\$324,418.14	\$1.00		324,418.140





Account History Report



Deposit Reports	Withdrawal Report Scheduler	Transfer Report Access	Multi Transaction Statements	Vendor Payment Inquiry	Maintenance Change Location
			Help / Contact Us	Update Profile	Logout

Account History Report

ACCOUNT HISTORY REPORT
Generated: 04/09/2020 2:22 PM ET

Location: 77244
 Acct Nbr: 330100006
 Acct Name: DEBT SERVICE FUND
 Location Name: CARSON COUNTY
 Pool Name: TexPool
 Pool Nbr: 449

Settle Date	Transaction Date	Price	Dollar Amt	Account Balance	Transaction Description
03/31/2020	03/31/2020	\$1.00	\$248.50	\$324,418.14	MONTHLY POSTING
03/13/2020	03/12/2020	\$1.00	\$60,000.00	\$324,169.64	ACH DEPOSIT
02/28/2020	02/28/2020	\$1.00	\$275.31	\$264,169.64	MONTHLY POSTING
02/14/2020	02/13/2020	\$1.00	\$100,000.00	\$263,894.33	ACH DEPOSIT
02/05/2020	02/04/2020	\$1.00	\$9,000.00	\$163,894.33	ACH DEPOSIT
01/31/2020	01/31/2020	\$1.00	\$308.20	\$154,894.33	MONTHLY POSTING
01/09/2020	01/09/2020	\$1.00	-\$281,649.09	\$154,586.13	WITHDRAWAL
12/31/2019	12/31/2019	\$1.00	\$600.32	\$436,235.22	MONTHLY POSTING
11/29/2019	11/29/2019	\$1.00	\$511.53	\$435,634.90	MONTHLY POSTING
11/12/2019	11/08/2019	\$1.00	\$190,000.00	\$435,123.37	ACH DEPOSIT
10/31/2019	10/31/2019	\$1.00	\$357.27	\$245,123.37	MONTHLY POSTING
09/30/2019	09/30/2019	\$1.00	\$434.38	\$244,726.10	MONTHLY POSTING
08/30/2019	08/30/2019	\$1.00	\$449.73	\$244,291.72	MONTHLY POSTING
07/31/2019	07/31/2019	\$1.00	\$623.44	\$243,841.95	MONTHLY POSTING
07/23/2019	07/23/2019	\$1.00	-\$90,000.00	\$243,218.55	WITHDRAWAL
06/28/2019	06/28/2019	\$1.00	\$650.88	\$333,218.55	MONTHLY POSTING
05/31/2019	05/31/2019	\$1.00	\$676.64	\$332,567.67	MONTHLY POSTING
04/30/2019	04/30/2019	\$1.00	\$656.78	\$331,891.03	MONTHLY POSTING
04/10/2019	04/09/2019	\$1.00	\$10,000.00	\$331,234.25	ACH DEPOSIT
03/29/2019	03/29/2019	\$1.00	\$646.12	\$321,234.25	MONTHLY POSTING
03/13/2019	03/12/2019	\$1.00	\$15,000.00	\$320,588.13	ACH DEPOSIT
02/28/2019	02/28/2019	\$1.00	\$486.29	\$305,588.13	MONTHLY POSTING
02/15/2019	02/14/2019	\$1.00	\$80,000.00	\$305,101.84	ACH DEPOSIT
02/05/2019	02/05/2019	\$1.00	\$4,467.47	\$225,101.84	ACH DEPOSIT
02/01/2019	02/01/2019	\$1.00	-\$4,467.47	\$220,634.37	WITHDRAWAL
01/31/2019	01/31/2019	\$1.00	\$1,151.22	\$225,101.84	MONTHLY POSTING
01/28/2019	01/28/2019	\$1.00	-\$444,886.28	\$223,950.62	WITHDRAWAL
01/22/2019	01/18/2019	\$1.00	\$65,000.00	\$668,836.90	ACH DEPOSIT
12/31/2018	12/31/2018	\$1.00	\$936.93	\$603,836.90	MONTHLY POSTING
12/26/2018	12/24/2018	\$1.00	\$80,000.00	\$602,899.97	ACH DEPOSIT
12/07/2018	12/07/2018	\$1.00	\$300,000.00	\$522,899.97	ACH DEPOSIT
11/30/2018	11/30/2018	\$1.00	\$402.91	\$222,899.97	MONTHLY POSTING
10/31/2018	10/31/2018	\$1.00	\$404.38	\$222,497.06	MONTHLY POSTING
09/28/2018	09/28/2018	\$1.00	\$363.66	\$222,092.68	MONTHLY POSTING
08/31/2018	08/31/2018	\$1.00	\$361.03	\$221,729.02	MONTHLY POSTING
07/31/2018	07/31/2018	\$1.00	\$386.68	\$221,367.99	MONTHLY POSTING
07/09/2018	07/09/2018	\$1.00	-\$77,000.00	\$220,981.31	WITHDRAWAL
06/29/2018	06/29/2018	\$1.00	\$442.92	\$297,981.31	MONTHLY POSTING

The objective of TexPool [PRIME] is to maintain a stable \$1.00 price. However, the \$1.00 price is not guaranteed or insured by the State of Texas or any other governmental entity. You should read the TexPool [PRIME] Investment Policy and Information Statement before making an investment in TexPool [PRIME].

TexPool Participant Services
 1001 Texas Avenue, Suite 1150
 Houston, TX 77002



Participant Statement

CARSON COUNTY
 PRECINT 1
 ATTN DENISE SALZBRENNER
 PO BOX 365
 PANHANDLE TX 79068-0365

Statement Period **03/01/2020 - 03/31/2020**

Page 1 of 2

Customer Service **1-866-TEX-POOL**
 Location ID **000077244**
 Investor ID **000016666**

TexPool Update

It's spring cleaning time! Review a current listing of your authorized representatives and contact information by requesting an Account Information Report from TexConnect or the TexPool Participant Services team. Submit any changes on the proper maintenance form, found under Account Documents.

TexPool Summary

Pool Name	Beginning Balance	Total Deposits	Total Withdrawals	Total Interest	Current Balance	Average Balance
Texas Local Government Investment Pool	\$222,769.22	\$50,000.00	\$25,400.22	\$204.57	\$247,573.57	\$246,598.48
Total Dollar Value	\$222,769.22	\$50,000.00	\$25,400.22	\$204.57	\$247,573.57	

Portfolio Value

Pool Name	Pool/Account	Market Value (03/01/2020)	Share Price (03/31/2020)	Shares Owned (03/31/2020)	Market Value (03/31/2020)
Texas Local Government Investment Pool	449/330100005	\$222,769.22	\$1.00	247,573.570	\$247,573.57
Total Dollar Value		\$222,769.22			\$247,573.57

Interest Summary

Pool Name	Pool/Account	Month-to-Date Interest	Year-to-Date Interest
Texas Local Government Investment Pool	449/330100005	\$204.57	\$743.70
Total		\$204.57	\$743.70




Transaction Detail


Texas Local Government Investment Pool

Participant: CARSON COUNTY

Pool/Account: 449/330100005

Transaction Date	Settlement Date	Transaction Description	Transaction Dollar Amount	Share Price	Shares This Transaction	Shares Owned
03/01/2020	03/01/2020	BEGINNING BALANCE	\$222,769.22	\$1.00		222,769.220
03/09/2020	03/09/2020	WITHDRAWAL	\$3,285.94	\$1.00	3,285.940	219,483.280
03/12/2020	03/13/2020	ACH DEPOSIT	\$50,000.00	\$1.00	50,000.000	269,483.280
03/23/2020	03/23/2020	WITHDRAWAL	\$9,006.52	\$1.00	9,006.520	260,476.760
03/24/2020	03/24/2020	WITHDRAWAL	\$8,083.95	\$1.00	8,083.950	252,392.810
03/24/2020	03/24/2020	WITHDRAWAL	\$5,023.81	\$1.00	5,023.810	247,369.000
03/31/2020	03/31/2020	MONTHLY POSTING	\$204.57	\$1.00	204.570	247,573.570
Account Value as of 03/31/2020			\$247,573.57	\$1.00		247,573.570





Account History Report



Deposit Reports	Withdrawal Report Scheduler	Transfer Report Access	Multi Transaction Statements	Vendor Payment Inquiry	Maintenance Change Location
			Help / Contact Us	Update Profile	Logout

Account History Report

ACCOUNT HISTORY REPORT
Generated: 04/09/2020 2:22 PM ET

Location: 77244
Acct Nbr: 330100005
Acct Name: PRECINT 1
Location Name: CARSON COUNTY
Pool Name: TexPool
Pool Nbr: 449

Settle Date	Transaction Date	Price	Dollar Amt	Account Balance	Transaction Description
03/31/2020	03/31/2020	\$1.00	\$204.57	\$247,573.57	MONTHLY POSTING
03/24/2020	03/24/2020	\$1.00	-\$5,023.81	\$247,369.00	WITHDRAWAL
03/24/2020	03/24/2020	\$1.00	-\$8,063.95	\$252,392.81	WITHDRAWAL
03/23/2020	03/23/2020	\$1.00	-\$9,006.52	\$260,476.76	WITHDRAWAL
03/13/2020	03/12/2020	\$1.00	\$50,000.00	\$269,483.28	ACH DEPOSIT
03/09/2020	03/09/2020	\$1.00	-\$3,285.94	\$219,483.28	WITHDRAWAL
02/28/2020	02/28/2020	\$1.00	\$273.91	\$222,769.22	MONTHLY POSTING
02/24/2020	02/24/2020	\$1.00	-\$9,935.84	\$222,495.31	WITHDRAWAL
02/24/2020	02/24/2020	\$1.00	-\$4,918.71	\$232,431.15	WITHDRAWAL
02/24/2020	02/24/2020	\$1.00	-\$7,907.27	\$237,349.86	WITHDRAWAL
02/14/2020	02/13/2020	\$1.00	\$50,000.00	\$245,257.13	ACH DEPOSIT
02/12/2020	02/12/2020	\$1.00	-\$3,607.42	\$195,257.13	WITHDRAWAL
02/05/2020	02/04/2020	\$1.00	\$20,000.00	\$198,864.55	ACH DEPOSIT
01/31/2020	01/31/2020	\$1.00	\$265.22	\$178,864.55	MONTHLY POSTING
01/27/2020	01/27/2020	\$1.00	-\$4,956.66	\$178,599.33	WITHDRAWAL
01/27/2020	01/27/2020	\$1.00	-\$7,973.27	\$183,555.99	WITHDRAWAL
01/27/2020	01/27/2020	\$1.00	-\$3,963.00	\$191,529.26	WITHDRAWAL
01/14/2020	01/14/2020	\$1.00	-\$7,855.20	\$195,492.26	WITHDRAWAL
12/31/2019	12/31/2019	\$1.00	\$198.87	\$203,347.46	MONTHLY POSTING
12/26/2019	12/24/2019	\$1.00	\$90,000.00	\$203,148.59	ACH DEPOSIT
12/23/2019	12/23/2019	\$1.00	-\$5,784.19	\$113,148.59	WITHDRAWAL
12/23/2019	12/23/2019	\$1.00	-\$5,062.49	\$118,932.78	WITHDRAWAL
12/23/2019	12/23/2019	\$1.00	-\$8,248.47	\$123,995.27	WITHDRAWAL
12/10/2019	12/10/2019	\$1.00	-\$892.31	\$132,243.74	WITHDRAWAL
11/29/2019	11/29/2019	\$1.00	\$145.45	\$133,136.05	MONTHLY POSTING
11/25/2019	11/25/2019	\$1.00	-\$5,571.10	\$132,980.56	WITHDRAWAL
11/22/2019	11/22/2019	\$1.00	-\$5,520.29	\$138,561.66	WITHDRAWAL
11/22/2019	11/22/2019	\$1.00	-\$9,498.84	\$144,081.95	WITHDRAWAL
11/12/2019	11/12/2019	\$1.00	-\$3,680.06	\$153,580.79	WITHDRAWAL
11/12/2019	11/08/2019	\$1.00	\$130,000.00	\$157,260.85	ACH DEPOSIT
10/31/2019	10/31/2019	\$1.00	\$80.61	\$27,260.85	MONTHLY POSTING
10/28/2019	10/28/2019	\$1.00	-\$7,136.40	\$27,180.24	WITHDRAWAL
10/28/2019	10/28/2019	\$1.00	-\$10,676.17	\$34,316.64	WITHDRAWAL
10/28/2019	10/28/2019	\$1.00	-\$4,880.87	\$44,952.81	WITHDRAWAL
10/15/2019	10/15/2019	\$1.00	-\$5,706.75	\$49,873.68	WITHDRAWAL
09/30/2019	09/30/2019	\$1.00	\$141.40	\$55,580.43	MONTHLY POSTING
09/25/2019	09/25/2019	\$1.00	-\$9,724.74	\$55,439.03	WITHDRAWAL
09/25/2019	09/25/2019	\$1.00	-\$6,391.67	\$65,163.77	WITHDRAWAL
09/23/2019	09/23/2019	\$1.00	-\$9,308.74	\$71,555.44	WITHDRAWAL
09/12/2019	09/12/2019	\$1.00	-\$0.07	\$80,864.18	WITHDRAWAL
09/10/2019	09/10/2019	\$1.00	-\$13,186.28	\$80,864.25	WITHDRAWAL
08/30/2019	08/30/2019	\$1.00	\$212.72	\$94,050.53	MONTHLY POSTING
08/28/2019	08/28/2019	\$1.00	-\$6,762.77	\$93,837.81	WITHDRAWAL
08/28/2019	08/28/2019	\$1.00	-\$10,339.42	\$100,600.58	WITHDRAWAL
08/27/2019	08/27/2019	\$1.00	-\$6,168.82	\$110,940.00	WITHDRAWAL
08/12/2019	08/12/2019	\$1.00	-\$3,867.00	\$117,108.82	WITHDRAWAL
07/31/2019	07/31/2019	\$1.00	\$261.72	\$120,975.82	MONTHLY POSTING
07/23/2019	07/23/2019	\$1.00	-\$6,391.72	\$120,714.10	WITHDRAWAL
07/23/2019	07/23/2019	\$1.00	-\$9,696.90	\$127,105.82	WITHDRAWAL
07/23/2019	07/23/2019	\$1.00	-\$10,228.67	\$136,804.72	WITHDRAWAL
07/09/2019	07/08/2019	\$1.00	\$40,000.00	\$147,033.39	ACH DEPOSIT
07/08/2019	07/08/2019	\$1.00	-\$308.50	\$107,033.39	WITHDRAWAL
06/28/2019	06/28/2019	\$1.00	\$251.77	\$107,541.89	MONTHLY POSTING
06/25/2019	06/25/2019	\$1.00	-\$6,363.36	\$107,290.12	WITHDRAWAL
06/25/2019	06/25/2019	\$1.00	-\$9,667.71	\$113,653.48	WITHDRAWAL
06/25/2019	06/25/2019	\$1.00	-\$6,482.48	\$123,321.19	WITHDRAWAL
06/11/2019	06/11/2019	\$1.00	-\$10,108.60	\$129,803.67	WITHDRAWAL
05/31/2019	05/31/2019	\$1.00	\$313.64	\$139,912.27	MONTHLY POSTING
05/29/2019	05/29/2019	\$1.00	-\$6,368.56	\$139,598.63	WITHDRAWAL
05/29/2019	05/29/2019	\$1.00	-\$9,675.78	\$145,967.19	WITHDRAWAL
05/28/2019	05/28/2019	\$1.00	-\$7,210.23	\$155,642.97	WITHDRAWAL
05/13/2019	05/13/2019	\$1.00	-\$4,878.44	\$162,853.20	WITHDRAWAL
05/13/2019	05/13/2019	\$1.00	\$20,000.00	\$167,731.64	ACH DEPOSIT
04/30/2019	04/30/2019	\$1.00	\$324.42	\$147,731.64	MONTHLY POSTING
04/23/2019	04/23/2019	\$1.00	-\$6,437.89	\$147,407.22	WITHDRAWAL
04/23/2019	04/23/2019	\$1.00	-\$9,795.67	\$153,845.11	WITHDRAWAL
04/22/2019	04/22/2019	\$1.00	-\$12,586.41	\$163,640.76	WITHDRAWAL
04/10/2019	04/09/2019	\$1.00	\$20,000.00	\$176,227.19	ACH DEPOSIT
04/09/2019	04/09/2019	\$1.00	-\$225.36	\$156,227.19	WITHDRAWAL
03/29/2019	03/28/2019	\$1.00	\$343.23	\$156,452.55	MONTHLY POSTING
03/25/2019	03/25/2019	\$1.00	-\$6,280.21	\$156,109.32	WITHDRAWAL
03/25/2019	03/25/2019	\$1.00	-\$6,333.93	\$162,389.53	WITHDRAWAL
03/25/2019	03/25/2019	\$1.00	-\$9,624.98	\$168,723.46	WITHDRAWAL
03/13/2019	03/12/2019	\$1.00	\$20,000.00	\$178,348.44	ACH DEPOSIT

5993

Meridian.NET Screenshot - CD Inquiry (23124005993)

Apr. 15, 2020 1:22PM

CANTON COUNTY ROAD AND DISTRICT																
CD Acct # 23124005993																
Date	TC	From	To	Rate	Class	Amount	Penalty	Prct	HTF	Type	How	Daily Int	Months	Months	Months	
148		12/27/2018		130		00						30.0000				
149		01/27/2019		130		00						30.0000				
150		02/27/2019		130		00						30.0000				
151		03/27/2019		130		00						30.0000				
152		03/27/2019		111		00						30.0000				
153		04/27/2019		130		00						30.0000				
154		04/27/2019		130		00						30.0000				
155		05/27/2019		130		00						30.0000				
156		06/27/2019		130		00						30.0000				
157		07/27/2019		130		00						30.0000				
158		08/27/2019		130		00						30.0000				
159		09/27/2019		130		00						30.0000				
160		10/27/2019		130		00						30.0000				
161		11/27/2019		130		00						30.0000				
162		12/27/2019		130		00						30.0000				
163		01/27/2020		130		00						30.0000				
164		02/27/2020		130		00						30.0000				
165		03/27/2020		130		00						30.0000				
166		04/27/2020		130		00						30.0000				

Meridian.NET Screenshot - CD Inquiry (28948006047)

6047

Date	TC	Position	Class	Account	Priority	Payoff	APY	Type	Term	Daily Int	Monthly
133		130		DD		104.30		3	004	43%	66058009
134		130		DD		106.25					
135		130		DD		106.25					
136		130		DD		97.81					
137		130		DD		104.25					
138		130		DD		104.90					
139		130		DD		108.28					
140		111		DD		41300					
141		111		DD		42200					
142		130		DD		136.62					
143		130		DD		140.14					
144		130		DD		140.14					
145		130		DD		140.14					
146		130		DD		140.14					
147		130		DD		140.14					
148		130		DD		140.14					
149		130		DD		140.14					
150		130		DD		140.14					
151		130		DD		140.14					

Original Date: 05/02/2009
 Original Interest: 05/02/2010
 Loan Pkgt: 04058000
 Interest Date: 05/02/2010
 Applicable Balance: 27000.00

Pay For Account: 95283

Hold # : 0
 Hold Date: 0/0
 YTD: \$11.51
 Last Term: 1,423.05

6240

Meridian.NET Screenshot - CD Inquiry (23124006240)

Account: 06/06/2008 CD Acct # 2124006240
 CARDINAL COMMUNITY BOARD AND BRIDGE
 CD Acct # 2124006240
 CD Acct # 2124006240

CD Acct #	Balance	Term	Rate	Class	Account	Priority	Payed	APR	Type	How	Rate %	Month	Maturity
2124006240	\$0,000.00	5 Years	0.300	IS	253	SA-2	\$9,971.51	1.30%	3	DMS	1.78	SA-0	05/01/2020

Date	TC	Position	Disc	Balance	Interest	Pay	Rate %	How	Rate %	Month	Maturity
06/01/2014	130			\$0	\$0		0.30	DMS	1.78	SA-0	05/01/2020
02/01/2015	130			\$0	\$0		0.30	DMS	1.78	SA-0	05/01/2020
08/01/2015	130			\$0	\$0		0.30	DMS	1.78	SA-0	05/01/2020
02/01/2016	130			\$0	\$0		0.30	DMS	1.78	SA-0	05/01/2020
08/01/2016	130			\$0	\$0		0.30	DMS	1.78	SA-0	05/01/2020
02/01/2017	130			\$0	\$0		0.30	DMS	1.78	SA-0	05/01/2020
08/01/2017	130			\$0	\$0		0.30	DMS	1.78	SA-0	05/01/2020
02/01/2018	130			\$0	\$0		0.30	DMS	1.78	SA-0	05/01/2020
08/01/2018	130			\$0	\$0		0.30	DMS	1.78	SA-0	05/01/2020
02/01/2019	130			\$0	\$0		0.30	DMS	1.78	SA-0	05/01/2020
08/01/2019	130			\$0	\$0		0.30	DMS	1.78	SA-0	05/01/2020
02/01/2020	130			\$0	\$0		0.30	DMS	1.78	SA-0	05/01/2020
08/01/2020	130			\$0	\$0		0.30	DMS	1.78	SA-0	05/01/2020
02/01/2021	130			\$0	\$0		0.30	DMS	1.78	SA-0	05/01/2020
08/01/2021	130			\$0	\$0		0.30	DMS	1.78	SA-0	05/01/2020

Original Issue: 05/01/2014
 Original Maturity: 05/01/2020
 Last Paid: 05/01/2020
 Next Paid: 05/01/2020
 Renewal Date: 11/01/2019
 Available Balance: \$0.00
 Pay To Account: 25885
 Hold %: 0
 Hold Date: 01/01
 Hold Term: 212.25
 Yield: 0.30
 Last Year: 0.30

TexPool Participant Services
 1001 Texas Avenue, Suite 1150
 Houston, TX 77002



Participant Statement

CARSON COUNTY
 PRECINT 2
 ATTN DENISE SALZBRENNER
 PO BOX 365
 PANHANDLE TX 79068-0365

Statement Period **03/01/2020 - 03/31/2020**

Page 1 of 2

Customer Service **1-866-TEX-POOL**
 Location ID **000077244**
 Investor ID **000016607**

TexPool Update

It's spring cleaning time! Review a current listing of your authorized representatives and contact information by requesting an Account Information Report from TexConnect or the TexPool Participant Services team. Submit any changes on the proper maintenance form, found under Account Documents.

TexPool Summary

Pool Name	Beginning Balance	Total Deposits	Total Withdrawals	Total Interest	Current Balance	Average Balance
Texas Local Government Investment Pool	\$184,709.86	\$50,000.00	\$24,353.27	\$172.50	\$210,529.09	\$209,033.23
Total Dollar Value	\$184,709.86	\$50,000.00	\$24,353.27	\$172.50	\$210,529.09	

Portfolio Value

Pool Name	Pool/Account	Market Value (03/01/2020)	Share Price (03/31/2020)	Shares Owned (03/31/2020)	Market Value (03/31/2020)
Texas Local Government Investment Pool	449/330100002	\$184,709.86	\$1.00	210,529.090	\$210,529.09
Total Dollar Value		\$184,709.86			\$210,529.09

Interest Summary

Pool Name	Pool/Account	Month-to-Date Interest	Year-to-Date Interest
Texas Local Government Investment Pool	449/330100002	\$172.50	\$706.43
Total		\$172.50	\$706.43




Transaction Detail


Texas Local Government Investment Pool

Participant: CARSON COUNTY


Pool/Account: 449/330100002

Transaction Date	Settlement Date	Transaction Description	Transaction Dollar Amount	Share Price	Shares This Transaction	Shares Owned
03/01/2020	03/01/2020	BEGINNING BALANCE	\$184,709.86	\$1.00		184,709.860
03/09/2020	03/09/2020	WITHDRAWAL	\$3,060.88-	\$1.00	3,060.880-	181,648.980
03/12/2020	03/13/2020	ACH DEPOSIT	\$50,000.00	\$1.00	50,000.000	231,648.980
03/23/2020	03/23/2020	WITHDRAWAL	\$5,408.79-	\$1.00	5,408.790-	226,240.190
03/24/2020	03/24/2020	WITHDRAWAL	\$10,032.94-	\$1.00	10,032.940-	216,207.250
03/24/2020	03/24/2020	WITHDRAWAL	\$5,850.66-	\$1.00	5,850.660-	210,356.590
03/31/2020	03/31/2020	MONTHLY POSTING	\$172.50	\$1.00	172.500	210,529.090
Account Value as of 03/31/2020			\$210,529.09	\$1.00		210,529.090





Account History Report



Deposit Reports	Withdrawal Report Scheduler	Transfer Report Access	Multi Transaction Statements	Vendor Payment Inquiry	Maintenance Change Location
			Help / Contact Us	Update Profile	Logout

Account History Report

ACCOUNT HISTORY REPORT
Generated: 04/09/2020 2:23 PM ET

Location: 77244
Acct Id#: 330100002
Acct Name: PRECINT 2
Location Name: CARSON COUNTY
Pool Name: TexPool
Pool Id#: 449

Settle Date	Transaction Date	Price	Dollar Amt	Account Balance	Transaction Description
03/31/2020	03/31/2020	\$1.00	\$172.50	\$210,529.09	MONTHLY POSTING
03/24/2020	03/24/2020	\$1.00	-\$5,850.66	\$210,356.59	WITHDRAWAL
03/24/2020	03/24/2020	\$1.00	-\$10,032.94	\$216,207.25	WITHDRAWAL
03/23/2020	03/23/2020	\$1.00	-\$5,408.79	\$226,240.19	WITHDRAWAL
03/13/2020	03/12/2020	\$1.00	\$50,000.00	\$231,648.98	ACH DEPOSIT
03/09/2020	03/09/2020	\$1.00	-\$3,060.88	\$181,648.98	WITHDRAWAL
02/28/2020	02/28/2020	\$1.00	\$251.75	\$184,709.86	MONTHLY POSTING
02/24/2020	02/24/2020	\$1.00	-\$3,962.40	\$184,458.11	WITHDRAWAL
02/24/2020	02/24/2020	\$1.00	-\$5,923.44	\$188,420.51	WITHDRAWAL
02/24/2020	02/24/2020	\$1.00	-\$10,186.66	\$194,343.95	WITHDRAWAL
02/12/2020	02/12/2020	\$1.00	-\$4,047.86	\$204,530.61	WITHDRAWAL
02/05/2020	02/04/2020	\$1.00	\$20,000.00	\$208,578.47	ACH DEPOSIT
01/31/2020	01/31/2020	\$1.00	\$282.18	\$188,578.47	MONTHLY POSTING
01/27/2020	01/27/2020	\$1.00	-\$5,901.95	\$188,296.29	WITHDRAWAL
01/27/2020	01/27/2020	\$1.00	-\$10,133.17	\$194,199.24	WITHDRAWAL
01/21/2020	01/21/2020	\$1.00	-\$4,092.31	\$204,331.41	WITHDRAWAL
01/14/2020	01/14/2020	\$1.00	-\$8,048.51	\$208,423.72	WITHDRAWAL
12/31/2019	12/31/2019	\$1.00	\$220.72	\$216,472.23	MONTHLY POSTING
12/26/2019	12/24/2019	\$1.00	\$90,000.00	\$216,251.51	ACH DEPOSIT
12/23/2019	12/23/2019	\$1.00	-\$6,480.21	\$126,251.51	WITHDRAWAL
12/23/2019	12/23/2019	\$1.00	-\$5,867.02	\$132,731.72	WITHDRAWAL
12/23/2019	12/23/2019	\$1.00	-\$10,253.35	\$138,598.74	WITHDRAWAL
12/10/2019	12/10/2019	\$1.00	-\$1,803.56	\$148,852.09	WITHDRAWAL
11/29/2019	11/29/2019	\$1.00	\$172.75	\$150,655.65	MONTHLY POSTING
11/25/2019	11/25/2019	\$1.00	-\$6,358.66	\$150,482.90	WITHDRAWAL
11/22/2019	11/22/2019	\$1.00	-\$5,877.23	\$156,841.56	WITHDRAWAL
11/22/2019	11/22/2019	\$1.00	-\$10,221.20	\$162,718.79	WITHDRAWAL
11/12/2019	11/12/2019	\$1.00	-\$6,189.75	\$172,939.99	WITHDRAWAL
11/12/2019	11/08/2019	\$1.00	\$130,000.00	\$179,129.74	ACH DEPOSIT
10/31/2019	10/31/2019	\$1.00	\$124.10	\$49,129.74	MONTHLY POSTING
10/28/2019	10/28/2019	\$1.00	-\$7,468.94	\$49,005.64	WITHDRAWAL
10/28/2019	10/28/2019	\$1.00	-\$12,690.89	\$56,474.58	WITHDRAWAL
10/28/2019	10/28/2019	\$1.00	-\$5,371.94	\$69,165.47	WITHDRAWAL
10/15/2019	10/15/2019	\$1.00	-\$11,110.18	\$74,537.41	WITHDRAWAL
09/30/2019	09/30/2019	\$1.00	\$212.93	\$85,647.59	MONTHLY POSTING
09/25/2019	09/25/2019	\$1.00	-\$20,066.52	\$85,434.66	WITHDRAWAL
09/25/2019	09/25/2019	\$1.00	-\$15,183.12	\$105,441.18	WITHDRAWAL
09/23/2019	09/23/2019	\$1.00	-\$6,851.64	\$120,624.30	WITHDRAWAL
09/10/2019	09/10/2019	\$1.00	-\$1,708.38	\$127,475.94	WITHDRAWAL
08/30/2019	08/30/2019	\$1.00	\$274.58	\$129,184.32	MONTHLY POSTING
08/28/2019	08/28/2019	\$1.00	-\$5,973.11	\$128,909.74	WITHDRAWAL
08/28/2019	08/28/2019	\$1.00	-\$10,199.09	\$134,882.85	WITHDRAWAL
08/27/2019	08/27/2019	\$1.00	-\$4,494.74	\$145,081.94	WITHDRAWAL
08/12/2019	08/12/2019	\$1.00	-\$5,808.43	\$149,576.68	WITHDRAWAL
07/31/2019	07/31/2019	\$1.00	\$331.74	\$155,385.11	MONTHLY POSTING
07/23/2019	07/23/2019	\$1.00	-\$6,191.50	\$155,053.37	WITHDRAWAL
07/23/2019	07/23/2019	\$1.00	-\$10,586.84	\$161,244.87	WITHDRAWAL
07/23/2019	07/23/2019	\$1.00	-\$9,038.65	\$171,831.71	WITHDRAWAL
07/09/2019	07/08/2019	\$1.00	\$40,000.00	\$180,870.36	ACH DEPOSIT
07/08/2019	07/08/2019	\$1.00	-\$2,882.93	\$140,870.36	WITHDRAWAL
06/28/2019	06/28/2019	\$1.00	\$326.70	\$143,753.29	MONTHLY POSTING
06/25/2019	06/25/2019	\$1.00	-\$5,920.77	\$143,426.59	WITHDRAWAL
06/25/2019	06/25/2019	\$1.00	-\$10,157.99	\$149,347.36	WITHDRAWAL
06/25/2019	06/25/2019	\$1.00	-\$6,982.24	\$159,505.35	WITHDRAWAL
06/11/2019	06/11/2019	\$1.00	-\$15,270.29	\$166,487.59	WITHDRAWAL
05/31/2019	05/31/2019	\$1.00	\$397.24	\$181,757.88	MONTHLY POSTING
05/29/2019	05/29/2019	\$1.00	-\$6,106.10	\$181,360.64	WITHDRAWAL
05/29/2019	05/29/2019	\$1.00	-\$10,428.81	\$187,466.74	WITHDRAWAL
05/28/2019	05/28/2019	\$1.00	-\$5,735.15	\$197,895.55	WITHDRAWAL
05/13/2019	05/13/2019	\$1.00	-\$5,117.56	\$203,630.74	WITHDRAWAL
05/13/2019	05/13/2019	\$1.00	\$20,000.00	\$208,748.30	ACH DEPOSIT
04/30/2019	04/30/2019	\$1.00	\$417.79	\$188,748.30	MONTHLY POSTING
04/23/2019	04/23/2019	\$1.00	-\$5,997.93	\$188,330.51	WITHDRAWAL
04/23/2019	04/23/2019	\$1.00	-\$10,285.13	\$194,328.44	WITHDRAWAL
04/22/2019	04/22/2019	\$1.00	-\$19,751.64	\$204,613.57	WITHDRAWAL
04/10/2019	04/09/2019	\$1.00	\$20,000.00	\$224,365.21	ACH DEPOSIT
04/09/2019	04/09/2019	\$1.00	-\$2,758.88	\$204,365.21	WITHDRAWAL
03/29/2019	03/29/2019	\$1.00	\$444.14	\$207,124.09	MONTHLY POSTING
03/25/2019	03/25/2019	\$1.00	-\$4,627.39	\$206,679.95	WITHDRAWAL
03/25/2019	03/25/2019	\$1.00	-\$6,025.51	\$211,307.34	WITHDRAWAL
03/25/2019	03/25/2019	\$1.00	-\$10,330.59	\$217,332.85	WITHDRAWAL
03/13/2019	03/12/2019	\$1.00	\$20,000.00	\$227,663.44	ACH DEPOSIT
03/12/2019	03/12/2019	\$1.00	-\$3,549.76	\$207,663.44	WITHDRAWAL
02/28/2019	02/28/2019	\$1.00	\$375.84	\$211,213.20	MONTHLY POSTING

Meridian.NET Screenshot - CD Inquiry (9000445003988)

S988

GARSON COUNTY FIDELITY 2														
CD Ref #	CD Acct #	CD Acct #	CD Acct #	CD Acct #	CD Acct #	CD Acct #	CD Acct #	CD Acct #	CD Acct #	CD Acct #	CD Acct #	CD Acct #	CD Acct #	CD Acct #
CD Ref #	CD Acct #	CD Acct #	CD Acct #	CD Acct #	CD Acct #	CD Acct #	CD Acct #	CD Acct #	CD Acct #	CD Acct #	CD Acct #	CD Acct #	CD Acct #	CD Acct #
CD Ref #	CD Acct #	CD Acct #	CD Acct #	CD Acct #	CD Acct #	CD Acct #	CD Acct #	CD Acct #	CD Acct #	CD Acct #	CD Acct #	CD Acct #	CD Acct #	CD Acct #
133	03/11/2008	130	DO											
134	03/11/2008	130	DO											
135	03/11/2008	111	DO											
136	03/11/2008	130	DO											
137	03/11/2008	130	DO											
138	03/11/2008	130	DO											
139	03/11/2008	130	DO											
140	03/11/2008	130	DO											
141	03/11/2008	130	DO											
142	03/11/2008	130	DO											
143	03/11/2008	130	DO											
144	03/11/2008	130	DO											
145	03/11/2008	130	DO											
146	03/11/2008	130	DO											
147	03/11/2008	130	DO											
148	03/11/2008	130	DO											
149	03/11/2008	130	DO											
150	03/11/2008	130	DO											
151	03/11/2008	130	DO											
152	03/11/2008	130	DO											
153	03/11/2008	130	DO											
154	03/11/2008	130	DO											
155	03/11/2008	130	DO											
156	03/11/2008	130	DO											
157	03/11/2008	130	DO											
158	03/11/2008	130	DO											
159	03/11/2008	130	DO											
160	03/11/2008	130	DO											
161	03/11/2008	130	DO											
162	03/11/2008	130	DO											
163	03/11/2008	130	DO											
164	03/11/2008	130	DO											
165	03/11/2008	130	DO											
166	03/11/2008	130	DO											
167	03/11/2008	130	DO											
168	03/11/2008	130	DO											
169	03/11/2008	130	DO											
170	03/11/2008	130	DO											
171	03/11/2008	130	DO											

Original Date: 03/11/2008
 Original Institute: 03112009
 Loan Point: 04/11/2000
 Next Point: 05/11/2000
 Renewal Date: 03/11/2000
 Available Balance: 100,000.00

Pay To Account: 25089

Holder: 0
 Holder: 000
 Fiscal Year: 20137
 YTD: 1,994.81
 Last Year:

Meridian.NET Screenshot - CD Inquiry (9000461006043)

6043

General tab		CD Act # 9000461006043		CD Act # 9000461006043		CD Act # 9000461006043		CD Act # 9000461006043	
Date	TC	Position	Disc	Balance	APY	Term	Rate	Day	Month
134	130		00	100,000.00	2.20%	3	1.80%	5.03	10/01/2019
135	130		00	100,000.00					10/01/2019
136	130		00	100,000.00					10/01/2019
137	130		00	100,000.00					10/01/2019
138	130		00	100,000.00					10/01/2019
139	130		00	100,000.00					10/01/2019
140	131		00	100,000.00					10/01/2019
141	131		00	100,000.00					10/01/2019
142	131		00	100,000.00					10/01/2019
143	130		00	100,000.00					10/01/2019
144	130		00	100,000.00					10/01/2019
145	130		00	100,000.00					10/01/2019
146	130		00	100,000.00					10/01/2019
147	130		00	100,000.00					10/01/2019
148	130		00	100,000.00					10/01/2019
149	130		00	100,000.00					10/01/2019
150	130		00	100,000.00					10/01/2019
151	130		00	100,000.00					10/01/2019
152	130		00	100,000.00					10/01/2019

Original Date: 05/07/2009
 Original Feature: 05/07/2010
 Term: 04/07/2020
 Interest Rate: 05/07/2020
 Annual Rate: 05/07/2019
 Annual Rate: 05/07/2019
 Annual Rate: 100,000.00
 Total Annual: 2589
 Interest: 0
 Total: 755.54
 YTD: 1,993.14
 Last Year:

Meridian.NET Screenshot - CD Inquiry (9000445006058)

6058

Account: 0605122009 CD Acct # 2382006932 CD Acct # 290045005908 CD Acct # 2900043106108
COLUMBIAN COUNTY TREASURY
 CD/RMA/MSF Balance: 50,000.00 Term: 12 Months Rate: .0200 Class: 31 Account: 1225 Parity: 92.41 Payoff: 48,971.64 Int: 2,207.29 Type: 3 New: D04 Dtl/Wtd: 3.07 Header: 90.37 Member: 90712020 Member: 90712020

Date	IC	Paid/Dbit	Recv	Acct	Parity	Payoff	Int	Type	New	Dtl/Wtd	Header	Member	Member
08/11/2019			50.00	00			50.00						
08/11/2019			22.15	00			22.15						
08/11/2019			1.30	00			1.30						
08/11/2019			53.27	00			53.27						
08/11/2019			72.15	00			72.15						
08/11/2019			63.36	00			63.36						
08/11/2019			72.15	00			72.15						
08/11/2019			019.00	00			019.00						
08/11/2019			02202	00			02202						
08/11/2019			92.41	00			92.41						
08/11/2019			31.83	00			31.83						
08/11/2019			92.42	00			92.42						
08/11/2019			90.41	00			90.41						
10/11/2019			51.65	00			51.65						
10/11/2019			90.41	00			90.41						
09/11/2020			93.42	00			93.42						
09/11/2020			87.40	00			87.40						
09/11/2020			53.42	00			53.42						

Original Date:	08/11/2009
Original Maturity:	08/11/2019
Last Paid:	04/11/2020
Next Paid:	08/11/2020
Renewal Date:	08/11/2019
Available Balance:	50,000.00
Pay To Maturity:	2509
Field #:	9
Field Desc:	030
Field YTD:	367.66
Last Term:	975.32

6070
Meridian.NET Screenshot - CD Inquiry (90004161006070)

Date	IC	Particulars	Debit	Credit	Balance	Original Date	Original Month	Original Year	Original Balance
01/20/2020					50,000.00	01/20/2020	01	20	50,000.00
02/20/2019			76.44		50,000.00	02/20/2019	02	19	50,000.00
03/20/2019			69.04		50,000.00	03/20/2019	03	19	50,000.00
04/20/2019			76.44		50,000.00	04/20/2019	04	19	50,000.00
05/20/2019			72.97		50,000.00	05/20/2019	05	19	50,000.00
06/20/2019			0189.86		50,000.00	06/20/2019	06	19	50,000.00
07/20/2019			72.97		50,000.00	07/20/2019	07	19	50,000.00
08/20/2019			76.44		50,000.00	08/20/2019	08	19	50,000.00
09/20/2019			76.44		50,000.00	09/20/2019	09	19	50,000.00
10/20/2019			72.97		50,000.00	10/20/2019	10	19	50,000.00
11/20/2019			76.44		50,000.00	11/20/2019	11	19	50,000.00
12/20/2019			76.44		50,000.00	12/20/2019	12	19	50,000.00
01/20/2020			41.71		50,000.00	01/20/2020	01	20	50,000.00

Original Date: 01/20/2020
 Original Month: 01
 Original Year: 20
 Original Balance: 50,000.00
 Current Date: 01/20/2020
 Current Month: 01
 Current Year: 20
 Current Balance: 50,000.00
 Hold: 0
 Hold Factor: 0.00
 Hold Date:
 YTD: 50,000.00
 Last Year: 89,316

General Rates/Functions Tools ACHLinks LaserLinks DepositLinks

LookUp Inquiry Menus
 Codes Miscellaneous
 Labels Edit

Inquiry (CARSON) X CD Inquiry (100595) X

Accounts: CD Acct # 100595 CD Acct # 100595 CD Acct # 100595

CARSON COUNTY ROAD AND BRIDGE 2

CD/IRA Acct #	Balance	Term	Rate	Class	Accrual	Penalty	Payoff	APY	Type	How	Daily Int	Next Int	Months	Maturity
100595	50,000.00	6 Months	0.1800	13	12.33	73.97	49,938.36	1.81%	3	DDA	2.42	73.97	1	09/10/2020

General Info

Search By Date From 09/10/2020 To 04/10/2020

Date	TC	Post Date	Desc	Debit	Credit	Balance
09/10/2020	20		DP		50,000.00	50,000.00
04/10/2020	150		CC	76.44		50,000.00

Original Date: 09/10/2020
 Original Maturity: 09/10/2020
 Last Paid: 04/10/2020
 Next Paid: 09/10/2020
 Renewal Date: 09/09/0000
 Available Balance: 50,000.00
 Pay To Account: 25089

Hold \$: 0
 Hold Amt: 0.00
 Hold Desc: Holds

YTD: 76.44
 Last Year: 0.00

Processes

TexPool Participant Services
 1001 Texas Avenue, Suite 1150
 Houston, TX 77002



Participant Statement

CARSON COUNTY
 PRECINT 3
 ATTN DENISE SALZBRENNER
 PO BOX 365
 PANHANDLE TX 79068-0365

Statement Period **03/01/2020 - 03/31/2020**

Page 1 of 2

Customer Service **1-866-TEX-POOL**
 Location ID **000077244**
 Investor ID **000016609**

TexPool Update

It's spring cleaning time! Review a current listing of your authorized representatives and contact information by requesting an Account Information Report from TexConnect or the TexPool Participant Services team. Submit any changes on the proper maintenance form, found under Account Documents.

TexPool Summary

Pool Name	Beginning Balance	Total Deposits	Total Withdrawals	Total Interest	Current Balance	Average Balance
Texas Local Government Investment Pool	\$155,919.00	\$40,000.00	\$18,072.23	\$146.13	\$177,992.90	\$176,909.81
Total Dollar Value	\$155,919.00	\$40,000.00	\$18,072.23	\$146.13	\$177,992.90	

Portfolio Value

Pool Name	Pool/Account	Market Value (03/01/2020)	Share Price (03/31/2020)	Shares Owned (03/31/2020)	Market Value (03/31/2020)
Texas Local Government Investment Pool	449/330100004	\$155,919.00	\$1.00	177,992.900	\$177,992.90
Total Dollar Value		\$155,919.00			\$177,992.90

Interest Summary

Pool Name	Pool/Account	Month-to-Date Interest	Year-to-Date Interest
Texas Local Government Investment Pool	449/330100004	\$146.13	\$595.33
Total		\$146.13	\$595.33




Transaction Detail


Texas Local Government Investment Pool

Participant: CARSON COUNTY


Pool/Account: 449/330100004

Transaction Date	Settlement Date	Transaction Description	Transaction Dollar Amount	Share Price	Shares This Transaction	Shares Owned
03/01/2020	03/01/2020	BEGINNING BALANCE	\$155,919.00	\$1.00		155,919.000
03/12/2020	03/13/2020	ACH DEPOSIT	\$40,000.00	\$1.00	40,000.000	195,919.000
03/23/2020	03/23/2020	WITHDRAWAL	\$4,853.06-	\$1.00	4,853.060-	191,065.940
03/24/2020	03/24/2020	WITHDRAWAL	\$8,482.46-	\$1.00	8,482.460-	182,583.480
03/24/2020	03/24/2020	WITHDRAWAL	\$4,736.71-	\$1.00	4,736.710-	177,846.770
03/31/2020	03/31/2020	MONTHLY POSTING	\$146.13	\$1.00	146.130	177,992.900
Account Value as of 03/31/2020			\$177,992.90	\$1.00		177,992.900





Account History Report



Deposit Reports	Withdrawal Report Scheduler	Transfer Report Access	Multi Transaction Statements	Vendor Payment Inquiry	Maintenance Change Location
			Help / Contact Us	Update Profile	Logout

Account History Report

ACCOUNT HISTORY REPORT
Generated: 04/09/2020 2:23 PM ET

Location: 77244
 Acct Nbr: 330100004
 Acct Name: PRECINT 3
 Location Name: CARSON COUNTY
 Pool Name: TexPool
 Pool Nbr: 449

Settle Date	Transaction Date	Price	Dollar Amt	Account Balance	Transaction Description
03/31/2020	03/31/2020	\$1.00	\$146.13	\$177,992.90	MONTHLY POSTING
03/24/2020	03/24/2020	\$1.00	-\$4,736.71	\$177,846.77	WITHDRAWAL
03/23/2020	03/23/2020	\$1.00	-\$8,482.46	\$182,583.48	WITHDRAWAL
03/23/2020	03/23/2020	\$1.00	-\$4,853.06	\$191,065.94	WITHDRAWAL
03/13/2020	03/12/2020	\$1.00	\$40,000.00	\$195,915.00	ACH DEPOSIT
02/28/2020	02/28/2020	\$1.00	\$219.49	\$155,919.00	MONTHLY POSTING
02/24/2020	02/24/2020	\$1.00	-\$9,379.33	\$155,699.51	WITHDRAWAL
02/24/2020	02/24/2020	\$1.00	-\$5,706.59	\$165,078.84	WITHDRAWAL
02/24/2020	02/24/2020	\$1.00	-\$9,278.22	\$170,785.43	WITHDRAWAL
02/05/2020	02/04/2020	\$1.00	\$10,000.00	\$180,063.65	ACH DEPOSIT
01/31/2020	01/31/2020	\$1.00	\$229.71	\$170,063.65	MONTHLY POSTING
12/31/2019	12/31/2019	\$1.00	\$234.75	\$169,833.94	MONTHLY POSTING
12/10/2019	12/10/2019	\$1.00	-\$2,549.74	\$169,599.19	WITHDRAWAL
11/29/2019	11/29/2019	\$1.00	\$237.03	\$172,148.93	MONTHLY POSTING
10/31/2019	10/31/2019	\$1.00	\$278.65	\$171,911.90	MONTHLY POSTING
09/30/2019	09/30/2019	\$1.00	\$330.80	\$171,633.25	MONTHLY POSTING
09/23/2019	09/25/2019	\$1.00	-\$9,111.93	\$171,302.45	WITHDRAWAL
09/25/2019	09/25/2019	\$1.00	-\$4,649.65	\$180,414.38	WITHDRAWAL
09/23/2019	09/23/2019	\$1.00	-\$4,141.99	\$185,064.03	WITHDRAWAL
09/10/2019	09/10/2019	\$1.00	-\$1,355.94	\$189,206.02	WITHDRAWAL
08/30/2019	08/30/2019	\$1.00	\$380.29	\$190,561.96	MONTHLY POSTING
08/28/2019	08/28/2019	\$1.00	-\$4,816.40	\$190,181.67	WITHDRAWAL
08/28/2019	08/28/2019	\$1.00	-\$9,613.03	\$194,998.07	WITHDRAWAL
08/27/2019	08/27/2019	\$1.00	-\$3,048.81	\$204,611.10	WITHDRAWAL
08/12/2019	08/12/2019	\$1.00	-\$2,371.01	\$207,659.91	WITHDRAWAL
07/31/2019	07/31/2019	\$1.00	\$441.86	\$210,030.92	MONTHLY POSTING
07/23/2019	07/23/2019	\$1.00	-\$4,635.40	\$205,589.06	WITHDRAWAL
07/23/2019	07/23/2019	\$1.00	-\$8,660.50	\$214,224.46	WITHDRAWAL
07/23/2019	07/23/2019	\$1.00	-\$5,727.76	\$222,884.96	WITHDRAWAL
07/09/2019	07/08/2019	\$1.00	\$20,000.00	\$228,612.72	ACH DEPOSIT
06/28/2019	06/28/2019	\$1.00	\$436.62	\$208,612.72	MONTHLY POSTING
06/25/2019	06/25/2019	\$1.00	-\$4,615.93	\$208,176.10	WITHDRAWAL
06/25/2019	06/25/2019	\$1.00	-\$8,515.64	\$212,792.03	WITHDRAWAL
06/25/2019	06/25/2019	\$1.00	-\$5,572.90	\$221,307.67	WITHDRAWAL
05/31/2019	05/31/2019	\$1.00	\$469.94	\$226,880.57	MONTHLY POSTING
05/29/2019	05/29/2019	\$1.00	-\$4,727.03	\$226,410.63	WITHDRAWAL
05/29/2019	05/29/2019	\$1.00	-\$9,154.02	\$231,137.66	WITHDRAWAL
05/13/2019	05/13/2019	\$1.00	\$20,000.00	\$240,291.68	ACH DEPOSIT
04/30/2019	04/30/2019	\$1.00	\$465.62	\$220,291.68	MONTHLY POSTING
04/23/2019	04/23/2019	\$1.00	-\$4,928.37	\$219,826.06	WITHDRAWAL
04/23/2019	04/23/2019	\$1.00	-\$9,477.45	\$224,754.43	WITHDRAWAL
04/22/2019	04/22/2019	\$1.00	-\$3,313.13	\$234,231.88	WITHDRAWAL
03/29/2019	03/29/2019	\$1.00	\$503.60	\$237,545.01	MONTHLY POSTING
03/25/2019	03/25/2019	\$1.00	-\$3,751.77	\$237,041.41	WITHDRAWAL
03/25/2019	03/25/2019	\$1.00	-\$5,035.08	\$240,793.18	WITHDRAWAL
03/25/2019	03/25/2019	\$1.00	-\$9,919.38	\$245,828.26	WITHDRAWAL
03/13/2019	03/12/2019	\$1.00	\$20,000.00	\$255,747.64	ACH DEPOSIT
03/12/2019	03/12/2019	\$1.00	-\$4,587.01	\$235,747.64	WITHDRAWAL
02/28/2019	02/28/2019	\$1.00	\$425.34	\$240,334.65	MONTHLY POSTING
02/26/2019	02/26/2019	\$1.00	-\$4,737.22	\$239,909.31	WITHDRAWAL
02/26/2019	02/26/2019	\$1.00	-\$9,482.30	\$244,646.53	WITHDRAWAL
02/25/2019	02/25/2019	\$1.00	-\$4,221.48	\$254,128.83	WITHDRAWAL
02/15/2019	02/14/2019	\$1.00	\$50,000.00	\$258,350.31	ACH DEPOSIT
01/31/2019	01/31/2019	\$1.00	\$463.28	\$208,350.31	MONTHLY POSTING
01/30/2019	01/30/2019	\$1.00	-\$4,267.74	\$207,887.03	WITHDRAWAL
01/30/2019	01/30/2019	\$1.00	-\$8,156.58	\$212,194.77	WITHDRAWAL
01/16/2019	01/15/2019	\$1.00	\$40,000.00	\$220,311.35	ACH DEPOSIT
01/15/2019	01/15/2019	\$1.00	-\$62,306.06	\$180,311.35	WITHDRAWAL
12/31/2018	12/31/2018	\$1.00	\$494.71	\$242,617.41	MONTHLY POSTING
12/26/2018	12/26/2018	\$1.00	-\$4,718.67	\$242,122.70	WITHDRAWAL
12/26/2018	12/26/2018	\$1.00	-\$9,503.47	\$246,841.37	WITHDRAWAL
12/10/2018	12/10/2018	\$1.00	-\$54,192.17	\$256,344.84	WITHDRAWAL
12/07/2018	12/07/2018	\$1.00	\$75,000.00	\$310,537.01	ACH DEPOSIT
11/30/2018	11/30/2018	\$1.00	\$411.09	\$235,537.01	MONTHLY POSTING
11/28/2018	11/28/2018	\$1.00	-\$4,606.29	\$235,125.92	WITHDRAWAL
11/28/2018	11/28/2018	\$1.00	-\$8,760.65	\$239,732.21	WITHDRAWAL
11/26/2018	11/26/2018	\$1.00	-\$4,122.15	\$248,492.86	WITHDRAWAL
11/14/2018	11/14/2018	\$1.00	-\$6,831.92	\$252,615.01	WITHDRAWAL
11/09/2018	11/08/2018	\$1.00	\$100,000.00	\$259,446.93	ACH DEPOSIT
10/31/2018	10/31/2018	\$1.00	\$300.09	\$159,446.93	MONTHLY POSTING
10/23/2018	10/23/2018	\$1.00	-\$8,015.69	\$159,146.84	WITHDRAWAL
09/28/2018	09/28/2018	\$1.00	\$273.66	\$167,162.53	MONTHLY POSTING
09/25/2018	09/25/2018	\$1.00	-\$0.96	\$166,888.87	WITHDRAWAL
08/31/2010	08/31/2010	\$1.00	\$299.88	\$166,889.83	MONTHLY POSTING

Happy State Bank
Attn: Accounting Dept
P.O. Box 68
Happy, TX 79042

Date 03/31/20
Page 1 of 2

CARSON COUNTY
PRECINCT #3
BOX 365
PANHANDLE, TX 79068

Subject: CDARS® Customer Statement

Legal Account Title: CARSON COUNTY
PRECINCT #3

Below is a summary of your certificate(s) of deposit, which we are holding for you as your custodian. These certificate(s) of deposit have been issued through CDARS by one or more FDIC-insured depository institutions. Should you have any questions, please contact us at 806-558-2265 or send an email to customerservice@happybank.com.

Summary of Accounts Reflecting Placements Through CDARS

Account ID	Effective Date	Maturity Date	Interest Rate	Opening Balance	Ending Balance
1023244779	11/21/19	11/19/20	1.65625%	\$50,000.00	\$50,000.00
TOTAL				\$50,000.00	\$50,000.00

ACCOUNT OVERVIEW

Account ID: 1023244779
 Product Name: 52-WEEK PUBLIC FUND CD
 Interest Rate: 1.65625%
 Account Balance: \$50,000.00
 The Annual Percentage Yield Earned is 1.67%.

Effective Date: 11/21/19
 Maturity Date: 11/19/20
 YTD Interest Paid: \$206.60
 Int Earned Since Last Stmt: \$70.38

CD Issued by Bank of China

YTD Interest Paid:	\$18.59	02/29/20	OPENING BALANCE	\$4,500.00
Int Earned Since Last Stmt:	\$6.33	03/31/20	Interest Payment	6.33
		03/31/20	Interest Payout To Account 91989343	-6.33
		03/31/20	ENDING BALANCE	\$4,500.00

CD Issued by TIAA, FSB

YTD Interest Paid:	\$188.01	02/29/20	OPENING BALANCE	\$45,500.00
Int Earned Since Last Stmt:	\$64.05	03/31/20	Interest Payment	64.05
		03/31/20	Interest Payout To Account 91989343	-64.05
		03/31/20	ENDING BALANCE	\$45,500.00

Thank you for your business.

Happy State Bank
Attn: Accounting Dept
P.O. Box 68
Happy, TX 79042

Date 03/31/20
Page 1 of 2

CARSON COUNTY
ROAD & BRIDGE 3
BOX 365
PANHANDLE, TX 79068

Subject: CDARS® Customer Statement

Legal Account Title: CARSON COUNTY
ROAD & BRIDGE 3

Below is a summary of your certificate(s) of deposit, which we are holding for you as your custodian. These certificate(s) of deposit have been issued through CDARS by one or more FDIC-insured depository institutions. Should you have any questions, please contact us at 806-558-2265 or send an email to customerservice@happybank.com.

Summary of Accounts Reflecting Placements Through CDARS

Account ID	Effective Date	Maturity Date	Interest Rate	Opening Balance	Ending Balance
1023561987	02/27/20	08/27/20	1.83316%	\$50,000.00	\$50,000.00
TOTAL				\$50,000.00	\$50,000.00

ACCOUNT OVERVIEW

Account ID: 1023561987
 Product Name: 26-WEEK PUBLIC FUND CD
 Interest Rate: 1.83316%
 Account Balance: \$50,000.00
 The Annual Percentage Yield Earned is 1.85%.

Effective Date: 02/27/20
 Maturity Date: 08/27/20
 YTD Interest Paid: \$85.45
 Int Earned Since Last Stmt: \$77.91

CD Issued by Bank of America, N. A.

YTD Interest Paid:	\$66.65	02/29/20	OPENING BALANCE	\$39,000.00
Int Earned Since Last Stmt:	\$60.77	03/31/20	Interest Payment	60.77
		03/31/20	Interest Payout To Account 91989343	-60.77
		03/31/20	ENDING BALANCE	\$39,000.00

CD Issued by Bankers Bank

YTD Interest Paid:	\$18.80	02/29/20	OPENING BALANCE	\$11,000.00
Int Earned Since Last Stmt:	\$17.14	03/31/20	Interest Payment	17.14
		03/31/20	Interest Payout To Account 91989343	-17.14
		03/31/20	ENDING BALANCE	\$11,000.00

Thank you for your business.

Account # 30101425401699 CD Acct # 32832006033 CD Acct # 32832006033
 CARSON COUNTY ROAD & BRIDGE PA
 CURSUAL # Balance Term Rate Class Acct'd Penalty Fund APY Type How Deliv'd Next Int Months Months
 283200603 \$1000.00 12 Mos 0.0150 11 4.70 \$4.13 52,982.50 1.30% 3 Check 2.74 \$9.25 1 03/29/20

Search by: 10282003 10282003 10282003
 General Info 12/31/2018 130 130 CC 7.13 60,000.00
 136 04/24/2019 130 26.94 60,000.00
 137 07/14/2019 130 36.64 60,000.00
 138 03/24/2019 111 69.96 60,000.00
 139 01/24/2019 111 61.90 60,000.00
 140 05/24/2019 111 62.90 60,000.00
 141 04/24/2019 150 646.66 60,000.00
 142 06/24/2019 150 112.11 60,000.00
 143 06/24/2019 150 112.11 60,000.00
 144 06/24/2019 150 112.11 60,000.00
 145 06/24/2019 150 112.11 60,000.00
 146 06/24/2019 150 112.11 60,000.00
 147 07/24/2019 150 112.11 60,000.00
 148 07/24/2019 150 112.11 60,000.00
 149 08/24/2019 150 112.11 60,000.00
 150 09/24/2019 150 112.11 60,000.00
 151 10/24/2019 150 112.11 60,000.00
 152 11/24/2019 150 112.11 60,000.00
 153 01/24/2020 111 61.90 60,000.00

Original Date: 03/24/2009 328 ID
 Original Month: 03/24/2010 12/14/23
 Next Paid: 04/24/2020
 Next Paid: 01/24/2020
 Available Balance: 50,000.00
 Pay / Subsequent: 0
 Hold # 0
 Hold Date 3/29/10
 YTD 1,248.43
 Last Year

TexPool Participant Services
 1001 Texas Avenue, Suite 1150
 Houston, TX 77002



Participant Statement

CARSON COUNTY
 PRECINT 4
 ATTN DENISE SALZBRENNER
 PO BOX 365
 PANHANDLE TX 79068-0365

Statement Period **03/01/2020 - 03/31/2020**

Page 1 of 2

Customer Service **1-866-TEX-POOL**
 Location ID **000077244**
 Investor ID **000016608**

TexPool Update

It's spring cleaning time! Review a current listing of your authorized representatives and contact information by requesting an Account Information Report from TexConnect or the TexPool Participant Services team. Submit any changes on the proper maintenance form, found under Account Documents.

TexPool Summary

Pool Name	Beginning Balance	Total Deposits	Total Withdrawals	Total Interest	Current Balance	Average Balance
Texas Local Government Investment Pool	\$222,965.52	\$40,000.00	\$18,181.70	\$203.17	\$244,986.99	\$243,881.08
Total Dollar Value	\$222,965.52	\$40,000.00	\$18,181.70	\$203.17	\$244,986.99	

Portfolio Value

Pool Name	Pool/Account	Market Value (03/01/2020)	Share Price (03/31/2020)	Shares Owned (03/31/2020)	Market Value (03/31/2020)
Texas Local Government Investment Pool	449/330100003	\$222,965.52	\$1.00	244,986.990	\$244,986.99
Total Dollar Value		\$222,965.52			\$244,986.99

Interest Summary

Pool Name	Pool/Account	Month-to-Date Interest	Year-to-Date Interest
Texas Local Government Investment Pool	449/330100003	\$203.17	\$732.02
Total		\$203.17	\$732.02




Transaction Detail


Texas Local Government Investment Pool

Participant: CARSON COUNTY

Pool/Account: 449/330100003

Transaction Date	Settlement Date	Transaction Description	Transaction Dollar Amount	Share Price	Shares This Transaction	Shares Owned
03/01/2020	03/01/2020	BEGINNING BALANCE	\$222,965.52	\$1.00		222,965.520
03/12/2020	03/13/2020	ACH DEPOSIT	\$40,000.00	\$1.00	40,000.000	262,965.520
03/23/2020	03/23/2020	WITHDRAWAL	\$6,367.12-	\$1.00	6,367.120-	256,598.400
03/24/2020	03/24/2020	WITHDRAWAL	\$7,576.84-	\$1.00	7,576.840-	249,021.560
03/24/2020	03/24/2020	WITHDRAWAL	\$4,237.74-	\$1.00	4,237.740-	244,783.820
03/31/2020	03/31/2020	MONTHLY POSTING	\$203.17	\$1.00	203.170	244,986.990
Account Value as of 03/31/2020			\$244,986.99	\$1.00		244,986.990





Account History Report



Deposit Reports	Withdrawal Report Scheduler	Transfer Report Access	Multi Transaction Statements	Vendor Payment Inquiry	Maintenance Change Location
			Help / Contact Us	Update Profile	Logout

Account History Report

ACCOUNT HISTORY REPORT
Generated: 04/09/2020 2:23 PM ET

Location: 77244
Acct Nbr: 330100003
Acct Name: PRECINT 4
Location Name: CARSON COUNTY
Pool Name: TexPool
Pool Nbr: 449

Settle Date	Transaction Date	Price	Dollar Amt	Account Balance	Transaction Description
03/31/2020	03/31/2020	\$1.00	\$203.17	\$244,986.99	MONTHLY POSTING
03/24/2020	03/24/2020	\$1.00	-\$4,237.74	\$244,783.82	WITHDRAWAL
03/24/2020	03/24/2020	\$1.00	-\$7,576.84	\$249,021.56	WITHDRAWAL
03/23/2020	03/23/2020	\$1.00	-\$6,367.12	\$256,598.40	WITHDRAWAL
03/13/2020	03/12/2020	\$1.00	\$40,000.00	\$262,965.52	ACH DEPOSIT
02/28/2020	02/28/2020	\$1.00	\$287.23	\$222,965.52	MONTHLY POSTING
02/24/2020	02/24/2020	\$1.00	-\$4,347.79	\$222,678.29	WITHDRAWAL
02/24/2020	02/24/2020	\$1.00	-\$4,247.64	\$227,026.08	WITHDRAWAL
02/24/2020	02/24/2020	\$1.00	-\$7,592.97	\$231,273.72	WITHDRAWAL
02/05/2020	02/04/2020	\$1.00	\$60,000.00	\$238,866.69	ACH DEPOSIT
01/31/2020	01/31/2020	\$1.00	\$241.62	\$178,866.69	MONTHLY POSTING
12/31/2019	12/31/2019	\$1.00	\$245.97	\$178,625.07	MONTHLY POSTING
12/16/2019	12/16/2019	\$1.00	-\$268.66	\$178,379.10	WITHDRAWAL
11/29/2019	11/29/2019	\$1.00	\$199.46	\$178,647.76	MONTHLY POSTING
11/12/2019	11/08/2019	\$1.00	\$100,000.00	\$178,448.30	ACH DEPOSIT
10/31/2019	10/31/2019	\$1.00	\$127.12	\$78,448.30	MONTHLY POSTING
09/30/2019	09/30/2019	\$1.00	\$166.94	\$78,321.18	MONTHLY POSTING
09/25/2019	09/25/2019	\$1.00	-\$7,382.09	\$78,154.24	WITHDRAWAL
09/25/2019	09/25/2019	\$1.00	-\$4,067.08	\$85,536.33	WITHDRAWAL
09/23/2019	09/23/2019	\$1.00	-\$7,623.93	\$89,603.41	WITHDRAWAL
09/10/2019	09/10/2019	\$1.00	-\$2,247.53	\$97,227.34	WITHDRAWAL
08/30/2019	08/30/2019	\$1.00	\$216.59	\$99,474.87	MONTHLY POSTING
08/28/2019	08/28/2019	\$1.00	-\$4,072.93	\$99,258.28	WITHDRAWAL
08/28/2019	08/28/2019	\$1.00	-\$7,391.73	\$103,331.21	WITHDRAWAL
08/27/2019	08/27/2019	\$1.00	-\$3,763.76	\$110,722.94	WITHDRAWAL
08/12/2019	08/12/2019	\$1.00	-\$14,027.60	\$114,486.70	WITHDRAWAL
07/31/2019	07/31/2019	\$1.00	\$278.90	\$128,514.30	MONTHLY POSTING
07/23/2019	07/23/2019	\$1.00	-\$4,056.56	\$128,235.40	WITHDRAWAL
07/23/2019	07/23/2019	\$1.00	-\$7,364.68	\$132,291.96	WITHDRAWAL
07/23/2019	07/23/2019	\$1.00	-\$9,603.56	\$139,656.64	WITHDRAWAL
07/08/2019	07/08/2019	\$1.00	\$20,000.00	\$148,660.20	ACH DEPOSIT
06/28/2019	06/28/2019	\$1.00	\$314.85	\$128,660.20	MONTHLY POSTING
06/25/2019	06/25/2019	\$1.00	-\$4,041.44	\$128,345.35	WITHDRAWAL
06/25/2019	06/25/2019	\$1.00	-\$7,339.81	\$132,386.79	WITHDRAWAL
06/25/2019	06/25/2019	\$1.00	-\$29,397.36	\$139,726.60	WITHDRAWAL
05/31/2019	05/31/2019	\$1.00	\$363.46	\$169,123.96	MONTHLY POSTING
05/29/2019	05/29/2019	\$1.00	-\$4,041.51	\$168,760.50	WITHDRAWAL
05/29/2019	05/29/2019	\$1.00	-\$7,339.92	\$172,802.01	WITHDRAWAL
05/28/2019	05/28/2019	\$1.00	-\$8,786.51	\$180,141.93	WITHDRAWAL
05/13/2019	05/13/2019	\$1.00	\$20,000.00	\$188,928.44	ACH DEPOSIT
04/30/2019	04/30/2019	\$1.00	\$347.89	\$168,928.44	MONTHLY POSTING
04/23/2019	04/23/2019	\$1.00	-\$4,027.29	\$168,580.55	WITHDRAWAL
04/23/2019	04/23/2019	\$1.00	-\$7,316.49	\$172,607.84	WITHDRAWAL
04/22/2019	04/22/2019	\$1.00	-\$4,253.08	\$179,924.33	WITHDRAWAL
04/10/2019	04/09/2019	\$1.00	\$20,000.00	\$184,174.41	ACH DEPOSIT
03/29/2019	03/29/2019	\$1.00	\$399.32	\$164,174.41	MONTHLY POSTING
03/25/2019	03/25/2019	\$1.00	-\$7,758.54	\$163,775.09	WITHDRAWAL
03/25/2019	03/25/2019	\$1.00	-\$4,055.69	\$171,533.63	WITHDRAWAL
03/25/2019	03/25/2019	\$1.00	-\$7,363.36	\$175,589.32	WITHDRAWAL
03/13/2019	03/12/2019	\$1.00	\$20,000.00	\$182,952.68	ACH DEPOSIT
03/12/2019	03/12/2019	\$1.00	-\$67,475.83	\$162,952.68	WITHDRAWAL
02/28/2019	02/28/2019	\$1.00	\$412.07	\$230,428.51	MONTHLY POSTING
02/26/2019	02/26/2019	\$1.00	-\$4,566.17	\$230,016.44	WITHDRAWAL
02/26/2019	02/26/2019	\$1.00	-\$8,536.64	\$234,582.61	WITHDRAWAL
02/25/2019	02/25/2019	\$1.00	-\$4,443.65	\$243,119.25	WITHDRAWAL
02/15/2019	02/14/2019	\$1.00	\$43,000.00	\$247,562.90	ACH DEPOSIT
01/31/2019	01/31/2019	\$1.00	\$419.86	\$204,562.90	MONTHLY POSTING
01/30/2019	01/30/2019	\$1.00	-\$4,829.73	\$204,751.94	WITHDRAWAL
01/30/2019	01/30/2019	\$1.00	-\$9,007.20	\$208,981.67	WITHDRAWAL
01/16/2019	01/15/2019	\$1.00	\$30,000.00	\$217,988.87	ACH DEPOSIT
12/31/2018	12/31/2018	\$1.00	\$360.13	\$187,988.87	MONTHLY POSTING
12/26/2018	12/26/2018	\$1.00	-\$4,982.31	\$187,628.74	WITHDRAWAL
12/26/2018	12/26/2018	\$1.00	-\$9,249.64	\$192,611.05	WITHDRAWAL
12/10/2018	12/10/2018	\$1.00	-\$5,589.31	\$201,860.69	WITHDRAWAL
12/07/2018	12/07/2018	\$1.00	\$80,000.00	\$207,450.00	ACH DEPOSIT
11/30/2018	11/30/2018	\$1.00	\$291.89	\$127,450.00	MONTHLY POSTING
11/28/2018	11/28/2018	\$1.00	-\$5,242.48	\$127,158.11	WITHDRAWAL
11/28/2018	11/28/2018	\$1.00	-\$9,688.48	\$132,400.59	WITHDRAWAL
11/26/2018	11/26/2018	\$1.00	-\$6,365.91	\$142,089.07	WITHDRAWAL
11/14/2018	11/14/2018	\$1.00	-\$97,011.10	\$148,454.98	WITHDRAWAL
11/09/2018	11/09/2018	\$1.00	\$100,000.00	\$245,466.08	ACH DEPOSIT
10/31/2018	10/31/2018	\$1.00	\$273.98	\$145,466.08	MONTHLY POSTING
10/23/2018	10/23/2018	\$1.00	-\$7,481.69	\$145,192.10	WITHDRAWAL
09/28/2018	09/28/2018	\$1.00	\$249.95	\$152,673.79	MONTHLY POSTING

Happy State Bank
Attn: Accounting Dept
P.O. Box 68
Happy, TX 79042

Date 03/31/20
Page 1 of 2

CARSON COUNTY
PCT # 4
BOX 365
PANHANDLE, TX 79068

Subject: CDARS® Customer Statement

Legal Account Title: CARSON COUNTY
PCT # 4

Below is a summary of your certificate(s) of deposit, which we are holding for you as your custodian. These certificate(s) of deposit have been issued through CDARS by one or more FDIC-insured depository institutions. Should you have any questions, please contact us at 806-558-2265 or send an email to customerservice@happybank.com.

Summary of Accounts Reflecting Placements Through CDARS

Account ID	Effective Date	Maturity Date	Interest Rate	Opening Balance	Ending Balance
1022697923	06/13/19	06/11/20	2.43031%	\$100,000.00	\$100,000.00
TOTAL				\$100,000.00	\$100,000.00

ACCOUNT OVERVIEW

Account ID: 1022697923
Product Name: 52-WEEK PUBLIC FUND CD
Interest Rate: 2.43031%
Account Balance: \$100,000.00
The Annual Percentage Yield Earned is 2.46%.

Effective Date: 06/13/19
Maturity Date: 06/11/20
YTD Interest Paid: \$606.51
Int Earned Since Last Stmt: \$206.62

CD Issued by TriState Capital Bank

YTD Interest Paid:	\$606.51	02/29/20	OPENING BALANCE	\$100,000.00
Int Earned Since Last Stmt:	\$206.62	03/31/20	Interest Payment	206.62
		03/31/20	Interest Payout To Account 91989343	-206.62
		03/31/20	ENDING BALANCE	\$100,000.00

Thank you for your business.

Happy State Bank
Attn: Accounting Dept
P.O. Box 68
Happy, TX 79042

Date 03/31/20
Page 1 of 2

CARSON COUNTY
ROAD & BRIDGE 4
BOX 365
PANHANDLE, TX 79068

Subject: CDARS® Customer Statement

Legal Account Title: CARSON COUNTY
ROAD & BRIDGE 4

Below is a summary of your certificate(s) of deposit, which we are holding for you as your custodian. These certificate(s) of deposit have been issued through CDARS by one or more FDIC-insured depository institutions. Should you have any questions, please contact us at 806-558-2265 or send an email to customerservice@happybank.com.

Summary of Accounts Reflecting Placements Through CDARS

Account ID	Effective Date	Maturity Date	Interest Rate	Opening Balance	Ending Balance
1023561979	02/27/20	08/27/20	1.83316%	\$50,000.00	\$50,000.00
1023553801	02/27/20	02/25/21	1.88222%	\$100,000.00	\$100,000.00
TOTAL				\$150,000.00	\$150,000.00

ACCOUNT OVERVIEW

Account ID: 1023561979
Product Name: 26-WEEK PUBLIC FUND CD
Interest Rate: 1.83316%
Account Balance: \$50,000.00
The Annual Percentage Yield Earned is 1.85%.

Effective Date: 02/27/20
Maturity Date: 08/27/20
YTD Interest Paid: \$85.44
Int Earned Since Last Stmt: \$77.91

CD Issued by Bankers Bank

YTD Interest Paid:	\$85.44	02/29/20	OPENING BALANCE	\$50,000.00
Int Earned Since Last Stmt:	\$77.91	03/31/20	Interest Payment	77.91
		03/31/20	Interest Payout To Account 91989343	-77.91
		03/31/20	ENDING BALANCE	\$50,000.00

ACCOUNT OVERVIEW

Account ID: 1023553801
Product Name: 52-WEEK PUBLIC FUND CD
Interest Rate: 1.88222%
Account Balance: \$100,000.00
The Annual Percentage Yield Earned is 1.90%.

Effective Date: 02/27/20
Maturity Date: 02/25/21
YTD Interest Paid: \$175.45
Int Earned Since Last Stmt: \$159.98

CD Issued by Partners Bank

YTD Interest Paid:	\$175.45	02/29/20	OPENING BALANCE	\$100,000.00
Int Earned Since Last Stmt:	\$159.98	03/31/20	Interest Payment	159.98
		03/31/20	Interest Payout To Account 91989343	-159.98
		03/31/20	ENDING BALANCE	\$100,000.00

Thank you for your business.

Happy State Bank
Attn: Accounting Dept
P.O. Box 68
Happy, TX 79042

Date 03/31/20
Page 1 of 3

CARSON COUNTY
HEALTH CARE
BOX 365
PANHANDLE, TX 79068

Subject: CDARS® Customer Statement

Legal Account Title: CARSON COUNTY
HEALTH CARE

Below is a summary of your certificate(s) of deposit, which we are holding for you as your custodian. These certificate(s) of deposit have been issued through CDARS by one or more FDIC-insured depository institutions. Should you have any questions, please contact us at 806-558-2265 or send an email to customerservice@happybank.com.

Summary of Accounts Reflecting Placements Through CDARS

Account ID	Effective Date	Maturity Date	Interest Rate	Opening Balance	Ending Balance
1023524895	02/20/20	02/18/21	1.88222%	\$25,000.00	\$25,000.00
1022609501	05/23/19	05/21/20	2.49863%	\$50,000.00	\$50,000.00
1022682047	06/13/19	06/11/20	2.43031%	\$25,000.00	\$25,000.00
1023120468	10/17/19	10/15/20	1.97051%	\$75,000.00	\$75,000.00
TOTAL				\$175,000.00	\$175,000.00

ACCOUNT OVERVIEW

Account ID: 1022609501	Effective Date: 05/23/19
Product Name: 52-WEEK PUBLIC FUND CD	Maturity Date: 05/21/20
Interest Rate: 2.49863%	YTD Interest Paid: \$311.79
Account Balance: \$50,000.00	Int Earned Since Last Stmt: \$106.22

The Annual Percentage Yield Earned is 2.53%.

CD Issued by Bank OZK

YTD Interest Paid: \$240.08	02/29/20	OPENING BALANCE	\$38,500.00
Int Earned Since Last Stmt: \$81.79	03/31/20	Interest Payment	81.79
	03/31/20	Interest Payout To Account 600571	-81.79
	03/31/20	ENDING BALANCE	\$38,500.00

CD Issued by TowneBank

YTD Interest Paid: \$71.71	02/29/20	OPENING BALANCE	\$11,500.00
Int Earned Since Last Stmt: \$24.43	03/31/20	Interest Payment	24.43
	03/31/20	Interest Payout To Account 600571	-24.43
	03/31/20	ENDING BALANCE	\$11,500.00

ACCOUNT OVERVIEW

Account ID: 1022682047	Effective Date: 06/13/19
Product Name: 52-WEEK PUBLIC FUND CD	Maturity Date: 06/11/20
Interest Rate: 2.43031%	YTD Interest Paid: \$151.62
Account Balance: \$25,000.00	Int Earned Since Last Stmt: \$51.65

The Annual Percentage Yield Earned is 2.46%.

CD Issued by TriState Capital Bank

YTD Interest Paid: \$151.62	02/29/20	OPENING BALANCE	\$25,000.00
Int Earned Since Last Stmt: \$51.65	03/31/20	Interest Payment	51.65
	03/31/20	Interest Payout To Account 600571	-51.65
	03/31/20	ENDING BALANCE	\$25,000.00

ACCOUNT OVERVIEW

Account ID: 1023120468	Effective Date: 10/17/19
Product Name: 52-WEEK PUBLIC FUND CD	Maturity Date: 10/15/20
Interest Rate: 1.97051%	YTD Interest Paid: \$368.75
Account Balance: \$75,000.00	Int Earned Since Last Stmt: \$125.62

The Annual Percentage Yield Earned is 1.99%.

CD Issued by Bank Hapoalim B.M.

YTD Interest Paid: \$368.75	02/29/20	OPENING BALANCE	\$75,000.00
Int Earned Since Last Stmt: \$125.62	03/31/20	Interest Payment	125.62
	03/31/20	Interest Payout To Account 600571	-125.62
	03/31/20	ENDING BALANCE	\$75,000.00

ACCOUNT OVERVIEW

Account ID:	1023524895	Effective Date:	02/20/20
Product Name:	52-WEEK PUBLIC FUND CD	Maturity Date:	02/18/21
Interest Rate:	1.88222%	YTD Interest Paid:	\$52.89
Account Balance:	\$25,000.00	Int Earned Since Last Stmt:	\$40.00

The Annual Percentage Yield Earned is 1.90%.

CD Issued by East West Bank

YTD Interest Paid:	\$52.89	02/29/20	OPENING BALANCE	\$25,000.00
Int Earned Since Last Stmt:	\$40.00	03/31/20	Interest Payment	40.00
		03/31/20	Interest Payout To Account 600571	-40.00
		03/31/20	ENDING BALANCE	\$25,000.00

Thank you for your business.

Happy State Bank
Attn: Accounting Dept
P.O. Box 68
Happy, TX 79042

Date 03/31/20
Page 1 of 2

CARSON COUNTY
COURTHOUSE SECURITY
BOX 365
PANHANDLE, TX 79068

Subject: CDARS® Customer Statement

Legal Account Title: CARSON COUNTY
COURTHOUSE SECURITY

Below is a summary of your certificate(s) of deposit, which we are holding for you as your custodian. These certificate(s) of deposit have been issued through CDARS by one or more FDIC-insured depository institutions. Should you have any questions, please contact us at 806-558-2265 or send an email to customerservice@happybank.com.

Summary of Accounts Reflecting Placements Through CDARS

Account ID	Effective Date	Maturity Date	Interest Rate	Opening Balance	Ending Balance
1022693782	06/13/19	06/11/20	2.43031%	\$30,000.00	\$30,000.00
TOTAL				\$30,000.00	\$30,000.00

ACCOUNT OVERVIEW

Account ID: 1022693782
Product Name: 52-WEEK PUBLIC FUND CD
Interest Rate: 2.43031%
Account Balance: \$30,000.00
The Annual Percentage Yield Earned is 2.46%.

Effective Date: 06/13/19
Maturity Date: 06/11/20
YTD Interest Paid: \$181.94
Int Earned Since Last Stmt: \$61.98

CD Issued by TriState Capital Bank

YTD Interest Paid:	\$181.94	02/29/20	OPENING BALANCE	\$30,000.00
Int Earned Since Last Stmt:	\$61.98	03/31/20	Interest Payment	61.98
		03/31/20	Interest Payout To Account 920789	-61.98
		03/31/20	ENDING BALANCE	\$30,000.00

Thank you for your business.

CARSON COUNTY **COUNCIL/QUARTER/SESSION** CD Act # 2022005991 CD Act # 2124005540 CD Act # 2022005410 CD Act # 2022005222
CD/RA/Ad # **Release** **Term** **Rate** **Class** **Acct** **Yearly** **Payal** **ART** **Type** **How** **Daily Int** **Monthly** **Monthly**
 2023005222 30/00/00 5/1month 01300 13 25.54 32.00 29,962.50 1,307 3 Check 1.0% 39.12 1 03/22/2020

Date	TC	Partials	Date	Debit	Credit	Balance
01/22/2019	150			43.86		30,000.00
02/22/2019	150			45.96		30,000.00
03/22/2019	150			11.44		30,000.00
04/22/2019	150			45.96		30,000.00
05/22/2019	111			0.00		30,000.00
06/22/2019	150			44.38		30,000.00
07/22/2019	150			44.38		30,000.00
08/22/2019	150			44.38		30,000.00
09/22/2019	150			45.86		30,000.00
10/22/2019	150			44.38		30,000.00
11/22/2019	150			44.38		30,000.00
12/22/2019	150			44.38		30,000.00
01/22/2020	150			44.38		30,000.00
02/22/2020	150			44.38		30,000.00
03/22/2020	150			44.38		30,000.00
04/22/2020	150			44.38		30,000.00
05/22/2020	150			44.38		30,000.00
06/22/2020	150			44.38		30,000.00
07/22/2020	150			44.38		30,000.00
08/22/2020	150			44.38		30,000.00
09/22/2020	150			44.38		30,000.00
10/22/2020	150			44.38		30,000.00
11/22/2020	150			44.38		30,000.00
12/22/2020	150			44.38		30,000.00

Original Date: 10/22/2019
 Original Number: 01222014
 Last Paid: 03/22/2020
 Next Paid: 04/22/2020
 Renewal Date: 10/22/2019
 Available Balance: 30,000.00
 Part/Account: 0
 Hold: 0
 Hold Date: 0/0
 YTD: 97.23
 Last Year: 514.94

Happy State Bank
Attn: Accounting Dept
P.O. Box 68
Happy, TX 79042

Date 03/31/20
Page 1 of 2

CARSON COUNTY
JP JUDICIAL TECHNOLOGY
BOX 365
PANHANDLE, TX 79068

Subject: CDARS® Customer Statement

Legal Account Title: CARSON COUNTY
JP JUDICIAL TECHNOLOGY

Below is a summary of your certificate(s) of deposit, which we are holding for you as your custodian. These certificate(s) of deposit have been issued through CDARS by one or more FDIC-insured depository institutions. Should you have any questions, please contact us at 806-558-2265 or send an email to customerservice@happybank.com.

Summary of Accounts Reflecting Placements Through CDARS

Account ID	Effective Date	Maturity Date	Interest Rate	Opening Balance	Ending Balance
1023431714	01/23/20	07/23/20	1.70542%	\$10,000.00	\$10,000.00
TOTAL				\$10,000.00	\$10,000.00

ACCOUNT OVERVIEW

Account ID: 1023431714
Product Name: 26-WEEK PUBLIC FUND CD
Interest Rate: 1.70542%
Account Balance: \$10,000.00
The Annual Percentage Yield Earned is 1.72%.

Effective Date: 01/23/20
Maturity Date: 07/23/20
YTD Interest Paid: \$32.26
Int Earned Since Last Stmt: \$14.49

CD Issued by TriState Capital Bank

YTD Interest Paid:	\$32.26	02/29/20	OPENING BALANCE	\$10,000.00
Int Earned Since Last Stmt:	\$14.49	03/31/20	Interest Payment	14.49
		03/31/20	Interest Payout To Account 408794	-14.49
		03/31/20	ENDING BALANCE	\$10,000.00

Thank you for your business.

Account		CD Acct # 108852		CD Acct # 109501		CD Acct # 212200001		CD Acct # 231200001		CD Acct # 23248006113	
CARLSON COUNTY		JETECHNOLOGY									
CD Acct #	Balance	Term	Rate	Class	Acc'd	Penalty	Pay'd	APY	Type	Stat	CD Acct #
23248006113	20,000.00	12 Months	0.1300	14	20,000.00	21.37	19,999.99	1.30%	2	CD Acct	23248006113
100	111	111									
101	150	150									
102	150	150									
103	150	150									
104	150	150									
105	150	150									
106	150	150									
107	150	150									
108	150	150									
109	150	150									
110	150	150									
111	150	150									
112	150	150									
113	111	111									
114	150	150									
115	150	150									
116	150	150									
117	150	150									
118	150	150									

Date	TR	TR	TR	Date	TR	TR	TR	Date	TR	TR	TR	Date	TR	TR	TR	Date	TR	TR	TR	Date	TR	TR	TR
10/17/2011				10/17/2011				10/17/2011				10/17/2011				10/17/2011				10/17/2011			

Original Date:	10/17/2011
Original Interest:	10/17/2012
Last Pmt:	09/17/2020
Next Pmt:	04/17/2020
Penal Date:	10/17/2019
Available Balance:	20,000.00
Part to Accrue:	0
Hold %:	0.00
Hold Date:	
YTD:	0.00
Last Year:	0.00

Happy State Bank
Attn: Accounting Dept
P.O. Box 68
Happy, TX 79042

Date 03/31/20
Page 1 of 2

CARSON COUNTY
UNEMPLOYMENT
BOX 365
PANHANDLE, TX 79068

Subject: CDARS® Customer Statement

Legal Account Title: CARSON COUNTY
UNEMPLOYMENT

Below is a summary of your certificate(s) of deposit, which we are holding for you as your custodian. These certificate(s) of deposit have been issued through CDARS by one or more FDIC-insured depository institutions. Should you have any questions, please contact us at 806-558-2265 or send an email to customerservice@happybank.com.

Summary of Accounts Reflecting Placements Through CDARS

Account ID	Effective Date	Maturity Date	Interest Rate	Opening Balance	Ending Balance
1023278827	12/05/19	06/04/20	1.62676%	\$45,000.00	\$45,000.00
TOTAL				\$45,000.00	\$45,000.00

ACCOUNT OVERVIEW

Account ID: 1023278827
Product Name: 26-WEEK PUBLIC FUND CD
Interest Rate: 1.62676%
Account Balance: \$45,000.00
The Annual Percentage Yield Earned is 1.64%.

Effective Date: 12/05/19
Maturity Date: 06/04/20
YTD Interest Paid: \$182.64
Int Earned Since Last Stmt: \$62.22

CD Issued by MainStreet Bank

YTD Interest Paid:	\$182.64	02/29/20	OPENING BALANCE	\$45,000.00
Int Earned Since Last Stmt:	\$62.22	03/31/20	Interest Payment	62.22
		03/31/20	Interest Payout To Account 920797	-62.22
		03/31/20	ENDING BALANCE	\$45,000.00

Thank you for your business.

